

# FOODSHARE OVERVIEW

Ashland County

## Ashland County SNAPshot



Ashland



## FoodShare Recipients

**2,056**  
People  
(November 2019)

**13.2%**  
of the county  
population

Average Monthly Benefit  
Amount per Person: 2018

**\$95.76**

\$107.03 in Wisconsin  
\$125.25 for U.S. SNAP\*\*

Average Monthly Benefits  
Distributed throughout  
Ashland County, 2018

**\$225,507**

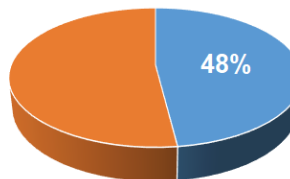
## What is FoodShare?

- FoodShare is the name of the Supplemental Nutritional Assistance Program (SNAP) in Wisconsin.
- This federally funded program enables hundreds of thousands of low-income adults, children, and seniors throughout the state with funds to purchase groceries.
- FoodShare is the state's leading anti-hunger program.

## Who Uses FoodShare in Wisconsin?\*



**42%** of recipients are children.

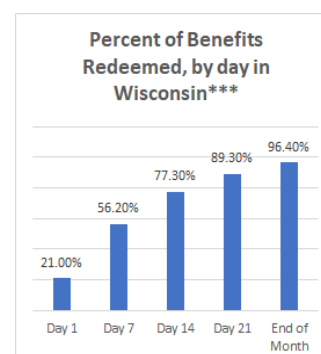
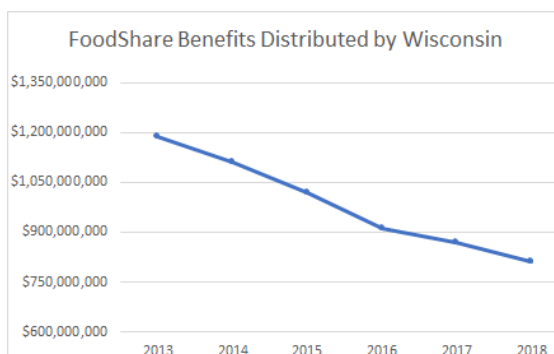


**48%** of families have at least one member who is elderly, blind or has disabilities.



**40%** of adult recipients are employed.

## FoodShare Benefits Distributed and Redeemed in Wisconsin



\* From Wisconsin Department of Health Services. November 2019. FoodShare Program at a Glance.

\*\* Based on the average benefit amount per person in Fiscal Year 2018.

\*\*\* Cumulative percentages reported. Source: Department of Agriculture report, "Benefit Redemption Patterns in the Supplemental Nutrition Assistance Program". April 2011.

# FOODSHARE OVERVIEW

Ashland County

Median Individual Earnings

**\$26,189**

69th out of 72 counties



Unemployment

**4.1%**

24.2% above  
the U.S. rate of 3.3%

Latest data available from November 2019.

## Economic Impact



SNAP dollar

+



Grocer

=



## Economic Growth

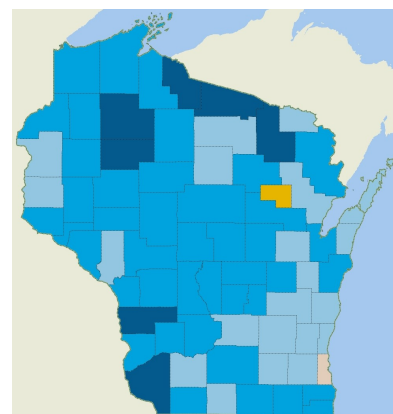
For every **\$1** in FoodShare benefits,  
an additional **\$1.70** is used in the **local** economy.

## Wisconsin Poverty by County

Percentage of Poverty

	<10
	10-15
	15-20
	20-25
	≥25

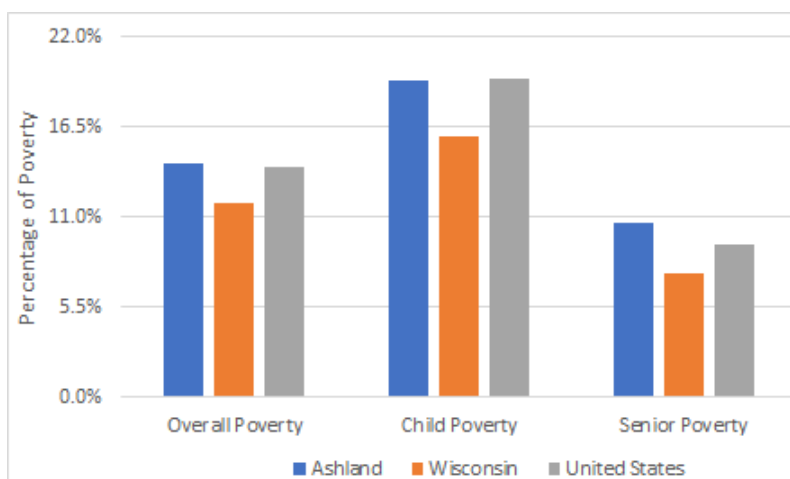
★ Ashland County: 14.3%



## Ashland County Poverty

- ↳ Ashland has a high level of poverty (14.3%), ranking it 62nd out of 72 counties.
- ↳ Ashland has a high level of child poverty (19.3%), ranking it 54th out of 72 counties.
- ↳ Ashland has a high level of senior poverty (10.7%), ranking it 65th out of 72 counties.

## Child and Senior Poverty



### Sources:

United States Census, 2013-2018 American Community Survey 5-Year Estimates  
 United States Department of Agriculture: Food and Nutrition Service  
 United States Department of Labor: Employment & Training Institution

Wisconsin Department of Administration  
 Wisconsin Department of Health Services  
 Wisconsin Department of Workforce Development

Contact Hunger Task Force at 414-777-0483 or visit [HungerTaskForce.org](http://HungerTaskForce.org) for more information.