

# FOODSHARE OVERVIEW

Bayfield County

## Bayfield County SNAPshot



### FoodShare Recipients

**1,106**  
People  
(November 2019)

**7.4%**  
of the county  
population

Average Monthly Benefit  
Amount per Person: 2018

**\$100.79**

\$107.03 in Wisconsin  
\$125.25 for U.S. SNAP\*\*

Average Monthly Benefits  
Distributed throughout  
Bayfield County, 2018

**\$126,697**

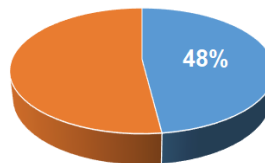
## What is FoodShare?

- FoodShare is the name of the Supplemental Nutritional Assistance Program (SNAP) in Wisconsin.
- This federally funded program enables hundreds of thousands of low-income adults, children, and seniors throughout the state with funds to purchase groceries.
- FoodShare is the state's leading anti-hunger program.

## Who Uses FoodShare in Wisconsin?\*



**42%** of recipients are children.

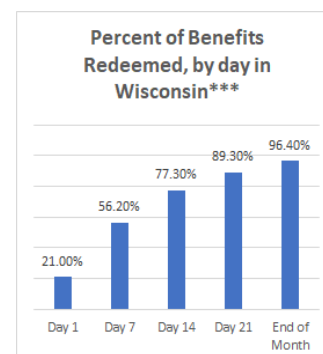
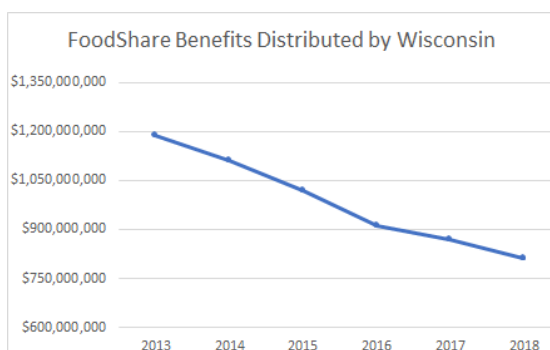


**48%** of families have at least one member who is elderly, blind or has disabilities.



**40%** of adult recipients are employed.

## FoodShare Benefits Distributed and Redeemed in Wisconsin



\* From Wisconsin Department of Health Services. November 2019. FoodShare Program at a Glance.

\*\* Based on the average benefit amount per person in Fiscal Year 2018.

\*\*\* Cumulative percentages reported. Source: Department of Agriculture report, "Benefit Redemption Patterns in the Supplemental Nutrition Assistance Program". April 2011.

# FOODSHARE OVERVIEW

Bayfield County

Median Individual Earnings

**\$28,289**

61st out of 72 counties



Unemployment

**4.9%**

48.5% above  
the U.S. rate of 3.3%

Latest data available from November 2019.

## Economic Impact



SNAP dollar

+



Grocer

=



## Economic Growth

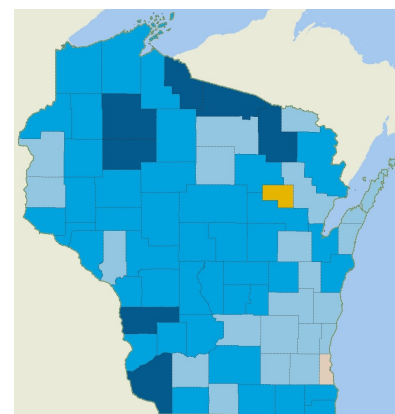
For every **\$1** in FoodShare benefits,  
an additional **\$1.70** is used in the **local** economy.

## Wisconsin Poverty by County

Percentage of Poverty

	<10
	10-15
	15-20
	20-25
	≥25

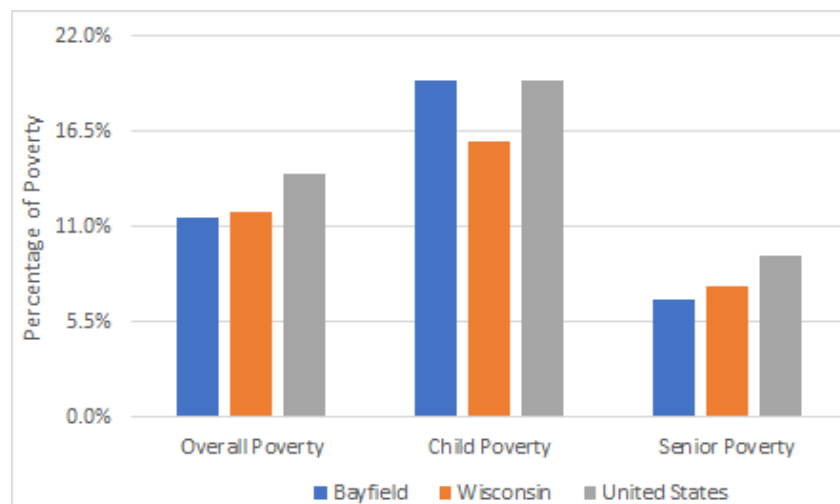
★ Bayfield County: 11.5%



## Bayfield County Poverty

- Bayfield has a moderate level of poverty (11.5%), ranking it 37th out of 72 counties.
- Bayfield has a high level of child poverty (19.4%), ranking it 55th out of 72 counties.
- Bayfield has a low level of senior poverty (6.8%), ranking it 19th out of 72 counties.

## Child and Senior Poverty



### Sources:

United States Census, 2013-2018 American Community Survey 5-Year Estimates  
United States Department of Agriculture: Food and Nutrition Service  
United States Department of Labor: Employment & Training Institution

Wisconsin Department of Administration  
Wisconsin Department of Health Services  
Wisconsin Department of Workforce Development

Contact Hunger Task Force at 414-777-0483 or visit [HungerTaskForce.org](http://HungerTaskForce.org) for more information.