

# FOODSHARE OVERVIEW

Brown County

## Brown County SNAPshot



### FoodShare Recipients

**22,033**  
 People  
 (November 2019)

**8.5%**  
 of the county  
 population

Average Monthly Benefit  
 Amount per Person: 2018

**\$99.69**

\$107.03 in Wisconsin  
 \$125.25 for U.S. SNAP\*\*

Average Monthly Benefits  
 Distributed throughout  
 Brown County, 2018

**\$2,371,914**

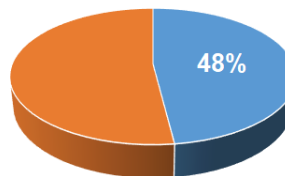
## What is FoodShare?

- ↳ FoodShare is the name of the Supplemental Nutritional Assistance Program (SNAP) in Wisconsin.
- ↳ This federally funded program enables hundreds of thousands of low-income adults, children, and seniors throughout the state with funds to purchase groceries.
- ↳ FoodShare is the state's leading anti-hunger program.

## Who Uses FoodShare in Wisconsin?\*



**42%** of recipients are children.

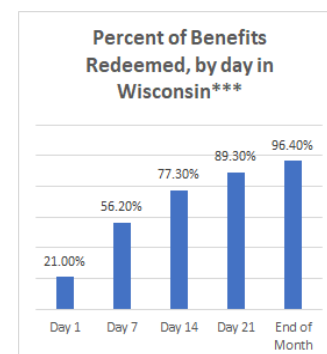
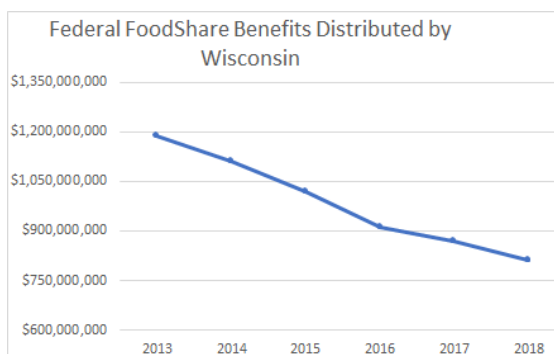


**48%** of families have at least one member who is elderly, blind or has disabilities.



**40%** of adult recipients are employed.

## FoodShare Benefits Distributed and Redeemed in Wisconsin



\* From Wisconsin Department of Health Services. November 2019. FoodShare Program at a Glance.

\*\* Based on the average benefit amount per person in Fiscal Year 2018.

\*\*\* Cumulative percentages reported. Source: Department of Agriculture report, "Benefit Redemption Patterns in the Supplemental Nutrition Assistance Program". April 2011.

# FOODSHARE OVERVIEW

Brown County

Median Individual Earnings

**\$34,084**

21st out of 72 counties



Unemployment

**2.7%**

18.2% below

the U.S. rate of 3.3%

Latest data available from November 2019

## Economic Impact



SNAP dollar

+



Grocer

=



Economic Growth

For every \$1 in FoodShare benefits,  
an additional **\$1.70** is used in the local economy.

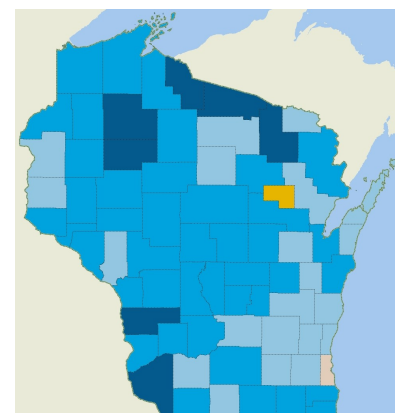
## Wisconsin Poverty by County

Percentage of Poverty

	<10
	10-15
	15-20
	20-25
	≥25



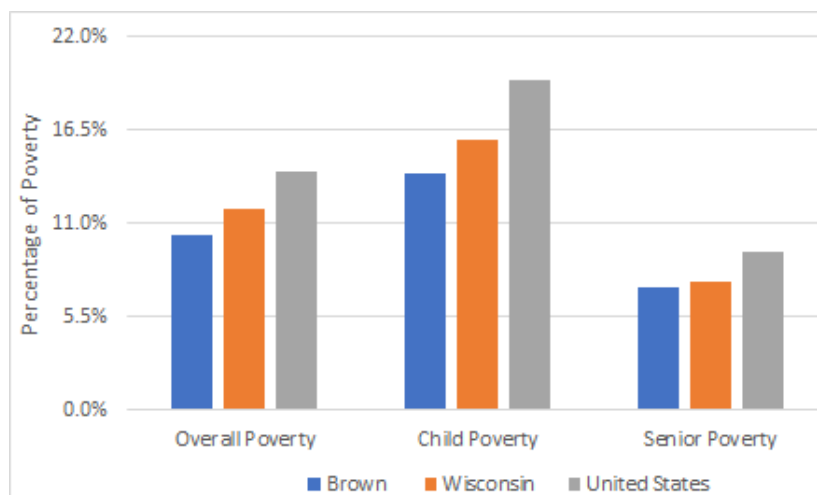
Brown County: 10.3%



## Brown County Poverty

- ↪ Brown has a moderate level of poverty (10.3%), ranking it 27th out of 72 counties.
- ↪ Brown has a moderate level of child poverty (14.0%), ranking it 34th out of 72 counties.
- ↪ Brown has a moderate level of senior poverty (7.3%), ranking it 26 out of 72 counties.

## Child and Senior Poverty



Sources:

United States Census, 2013-2018 American Community Survey 5-Year Estimates  
United States Department of Agriculture: Food and Nutrition Service  
United States Department of Labor: Employment & Training Institution

Wisconsin Department of Administration  
Wisconsin Department of Health Services  
Wisconsin Department of Workforce Development

Contact Hunger Task Force at 414-777-0483 or visit [HungerTaskForce.org](http://HungerTaskForce.org) for more information.