

November 2019

# FOODSHARE OVERVIEW

Clark County

## Clark County SNAPshot



## FoodShare Recipients

**2,502**  
People  
(November 2019)

**7.3%**  
of the county  
population

Average Monthly Benefit  
Amount per Person: 2018

**\$90.53**

\$107.03 in Wisconsin  
\$125.25 for U.S. SNAP\*\*

Average Monthly Benefits  
Distributed throughout  
Clark County, 2018

**\$259,101**

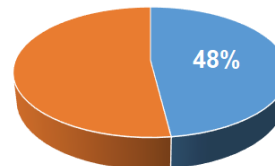
## What is FoodShare?

- FoodShare is the name of the Supplemental Nutritional Assistance Program (SNAP) in Wisconsin.
- This federally funded program enables hundreds of thousands of low-income adults, children, and seniors throughout the state with funds to purchase groceries.
- FoodShare is the state's leading anti-hunger program.

## Who Uses FoodShare in Wisconsin?\*



**42%** of recipients are children.

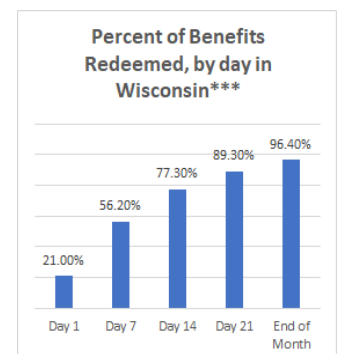
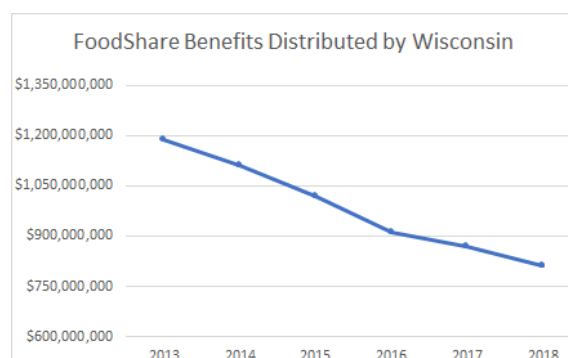


**48%** of families have at least one member who is elderly, blind or has disabilities.



**40%** of adult recipients are employed.

## FoodShare Benefits Distributed and Redeemed in Wisconsin



\* From Wisconsin Department of Health Services. November 2019. FoodShare Program at a Glance.

\*\* Based on the average benefit amount per person in Fiscal Year 2018.

\*\*\* Cumulative percentages reported. Source: Department of Agriculture report, "Benefit Redemption Patterns in the Supplemental Nutrition Assistance Program". April 2011.

Median Individual Earnings

**\$30,764**

44th out of 72 counties



Unemployment

**2.6%**

21.2% below

the U.S. rate of 3.3%

Latest data available from November 2019.

### Economic Impact



**SNAP dollar**

+



**Grocer**

=



**Economic Growth**

For every **\$1** in FoodShare benefits,  
 an additional **\$1.70** is used in the **local** economy.

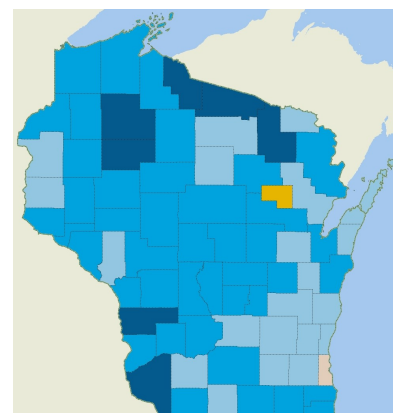
### Wisconsin Poverty by County

Percentage of Poverty

	<10
	10-15
	15-20
	20-25
	≥25



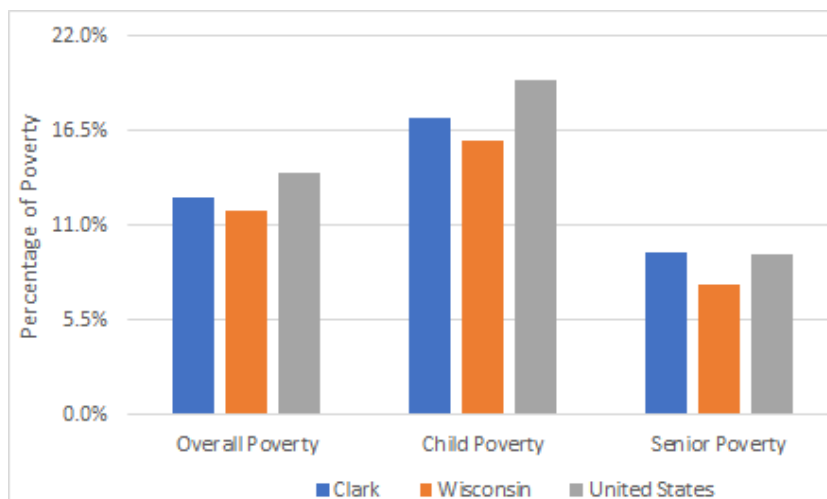
Clark County: 12.6%



### Clark County Poverty

- ↪ Clark has a moderate level of poverty (12.6%), ranking it 48th out of 72 counties.
- ↪ Clark has a high level of child poverty (17.2%), ranking it 49th out of 72 counties.
- ↪ Clark has a high level of senior poverty (9.5%), ranking it 68th out of 72 counties.

### Child and Senior Poverty



Sources:

United States Census, 2013-2018 American Community Survey 5-Year Estimates  
 United States Department of Agriculture: Food and Nutrition Service  
 United States Department of Labor: Employment & Training Institution

Wisconsin Department of Administration  
 Wisconsin Department of Health Services  
 Wisconsin Department of Workforce Development