

November 2019

FOODSHARE OVERVIEW

Green County

Green County SNAPshot



FoodShare Recipients

2,429
People
(November 2019) | **6.6%**
of the county
population

Average Monthly Benefit
Amount per Person: 2018

\$90.54

\$107.03 in Wisconsin
\$125.25 for U.S. SNAP**

Average Monthly Benefits
Distributed throughout
Green County, 2018

\$239,650

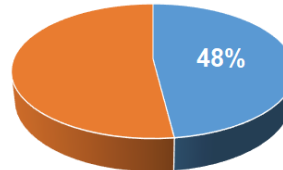
What is FoodShare?

- FoodShare is the name of the Supplemental Nutritional Assistance Program (SNAP) in Wisconsin.
- This federally funded program enables hundreds of thousands of low-income adults, children, and seniors throughout the state with funds to purchase groceries.
- FoodShare is the state's leading anti-hunger program.

Who Uses FoodShare in Wisconsin?*



42% of recipients are
children.

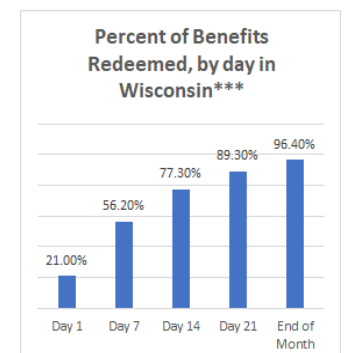
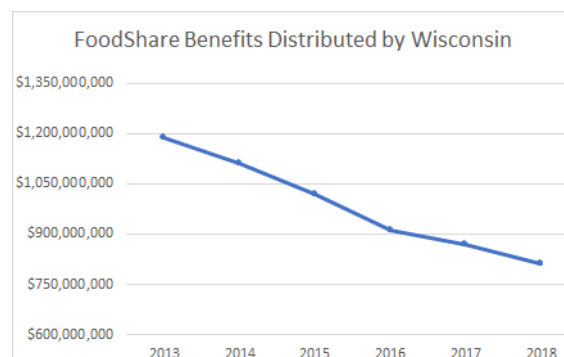


48% of families have
at least one member
who is elderly, blind
or has disabilities.



40% of adult
recipients are
employed.

FoodShare Benefits Distributed and Redeemed in Wisconsin



* From Wisconsin Department of Health Services. November 2019. FoodShare Program at a Glance.

** Based on the average benefit amount per person in Fiscal Year 2018.

*** Cumulative percentages reported. Source: Department of Agriculture report, "Benefit Redemption Patterns in the Supplemental Nutrition Assistance Program". April 2011.

FOODSHARE OVERVIEW

Green County

Median Individual Earnings

\$34,998

13th out of 72 counties



Unemployment

2.4%

27.3% below

the U.S. rate of 3.3%

Latest data available from November 2019.

Economic Impact



SNAP dollar

+



Grocer

=



Economic Growth

For every \$1 in FoodShare benefits,
an additional \$1.70 is used in the local economy.

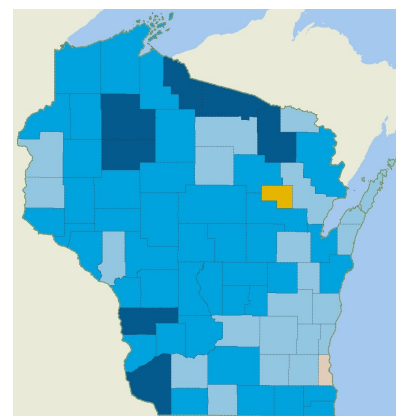
Wisconsin Poverty by County

Percentage of Poverty

	<10
	10-15
	15-20
	20-25
	≥25



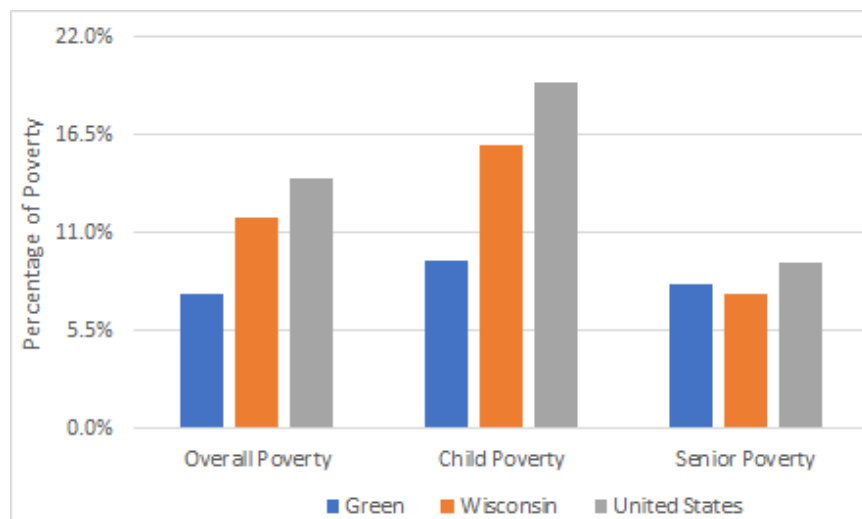
Green County: 7.6%



Green County Poverty

- Green has a low level of poverty (7.6%), ranking it 13th out of 72 counties.
- Green has a low level of child poverty (9.5%), ranking it 12th out of 72 counties.
- Green has a moderate level of senior poverty (8.1%), ranking it 41st out of 72 counties.

Child and Senior Poverty



Sources:

United States Census, 2013-2018 American Community Survey 5-Year Estimates
United States Department of Agriculture: Food and Nutrition Service
United States Department of Labor: Employment & Training Institution

Wisconsin Department of Administration
Wisconsin Department of Health Services
Wisconsin Department of Workforce Development

Contact Hunger Task Force at 414-777-0483 or visit HungerTaskForce.org for more information.