

# FOODSHARE OVERVIEW

Oneida County

## Oneida County SNAPshot



## FoodShare Recipients

**3,117**  
People  
(November 2019) | **8.8%**  
of the county  
population

Average Monthly Benefit  
Amount per Person: 2018

**\$95.43**

\$107.03 in Wisconsin  
\$125.25 for U.S. SNAP\*\*

Average Monthly Benefits  
Distributed throughout  
Oneida County, 2018

**\$334,944**

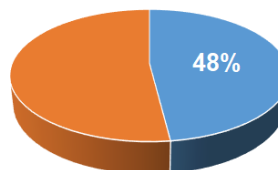
## What is FoodShare?

- FoodShare is the name of the Supplemental Nutritional Assistance Program (SNAP) in Wisconsin.
- This federally funded program enables hundreds of thousands of low-income adults, children, and seniors throughout the state with funds to purchase groceries.
- FoodShare is the state's leading anti-hunger program.

## Who Uses FoodShare in Wisconsin?\*



**42%** of recipients are children.

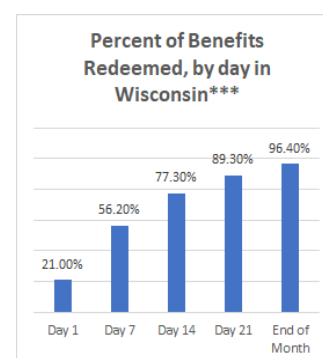
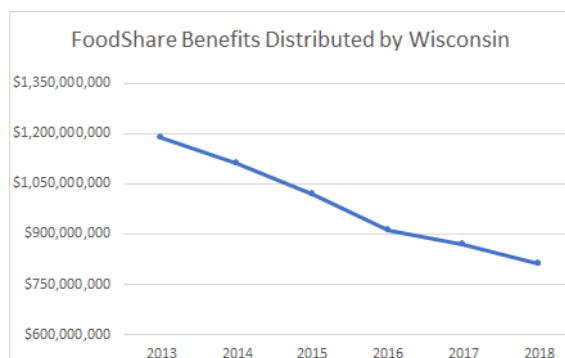


**48%** of families have at least one member who is elderly, blind or has disabilities.



**40%** of adult recipients are employed.

## FoodShare Benefits Distributed and Redeemed in Wisconsin



\* From Wisconsin Department of Health Services. November 2019. FoodShare Program at a Glance.

\*\* Based on the average benefit amount per person in Fiscal Year 2018.

\*\*\* Cumulative percentages reported. Source: Department of Agriculture report, "Benefit Redemption Patterns in the Supplemental Nutrition Assistance Program". April 2011.

# FOODSHARE OVERVIEW

Oneida County

Median Individual Earnings

**\$29,682**

53rd out of 72 counties



Unemployment

**3.7%**

12.1% above  
the U.S. rate of 3.3%

Latest data available from November 2019.

## Economic Impact



SNAP dollar

+



Grocer

=



Economic Growth

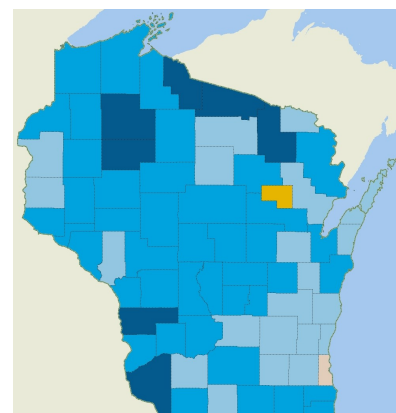
For every \$1 in FoodShare benefits,  
an additional **\$1.70** is used in the local economy.

## Wisconsin Poverty by County

Percentage of Poverty

	<10
	10-15
	15-20
	20-25
	≥25

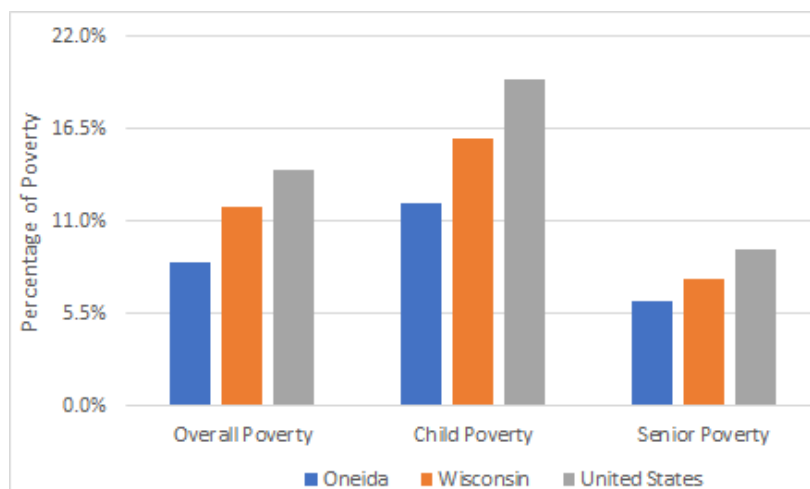
★ Oneida County: 8.6%



## Oneida County Poverty

- ↪ Oneida has a low level of poverty (8.6%), ranking it 12th out of 72 counties.
- ↪ Oneida has a low level of child poverty (12.1%), ranking it 24th out of 72 counties.
- ↪ Oneida has a low level of senior poverty (6.3%), ranking it 14th out of 72 counties.

## Child and Senior Poverty



Sources:

United States Census, 2013-2018 American Community Survey 5-Year Estimates  
 United States Department of Agriculture: Food and Nutrition Service  
 United States Department of Labor: Employment & Training Institution

Wisconsin Department of Administration  
 Wisconsin Department of Health Services  
 Wisconsin Department of Workforce Development

Contact Hunger Task Force at 414-777-0483 or visit [HungerTaskForce.org](http://HungerTaskForce.org) for more information.