

FOODSHARE OVERVIEW

Pierce County

Pierce County SNAPshot



FoodShare Recipients

1,724
People
(November 2019)

4.1%
of the county
population

Average Monthly Benefit
Amount per Person: 2018

\$97.09

\$107.03 in Wisconsin
\$125.25 for U.S. SNAP**

Average Monthly Benefits
Distributed throughout
Pierce County, 2018

\$193,897

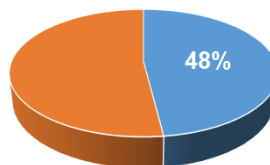
What is FoodShare?

- FoodShare is the name of the Supplemental Nutritional Assistance Program (SNAP) in Wisconsin.
- This federally funded program enables hundreds of thousands of low-income adults, children, and seniors throughout the state with funds to purchase groceries.
- FoodShare is the state's leading anti-hunger program.

Who Uses FoodShare in Wisconsin?*



42% of recipients are children.

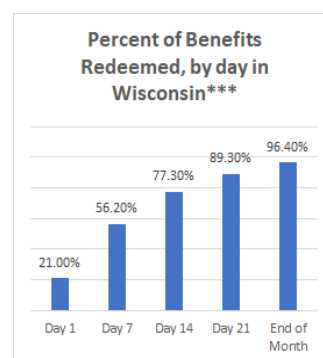
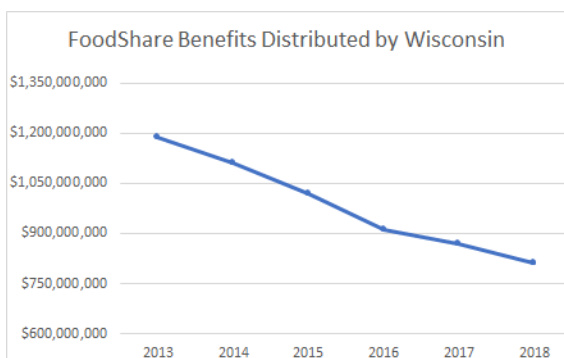


48% of families have at least one member who is elderly, blind or has disabilities.



40% of adult recipients are employed.

FoodShare Benefits Distributed and Redeemed in Wisconsin



* From Wisconsin Department of Health Services. November 2019. FoodShare Program at a Glance.

** Based on the average benefit amount per person in Fiscal Year 2018.

*** Cumulative percentages reported. Source: Department of Agriculture report, "Benefit Redemption Patterns in the Supplemental Nutrition Assistance Program". April 2011.

FOODSHARE OVERVIEW

Pierce County

Median Individual Earnings

\$32,076

33rd out of 72 counties



Unemployment

2.9%

12.1% below
the U.S. rate of 3.3%

Latest data available from November 2019.

Economic Impact



SNAP dollar

+



Grocer

=



Economic Growth

For every **\$1** in FoodShare benefits,
an additional **\$1.70** is used in the **local** economy.

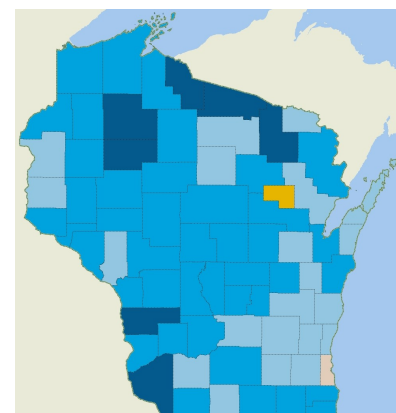
Wisconsin Poverty by County

Percentage of Poverty

	<10
	10-15
	15-20
	20-25
	≥25



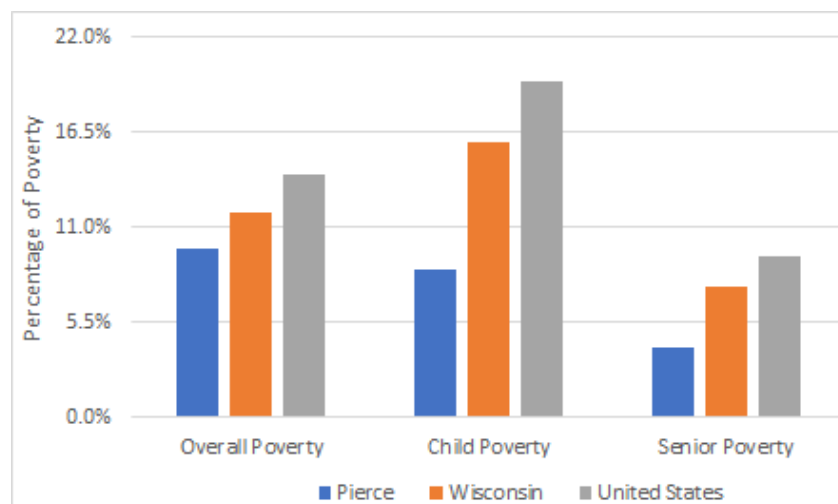
Pierce County: 9.8%



Pierce County Poverty

- Pierce has a low level of poverty (9.8%), ranking it 23rd out of 72 counties.
- Pierce has a low level of child poverty (8.6%), ranking it 8th out of 72 counties.
- Pierce has a low level of senior poverty (4.1%), ranking it 1st out of 72 counties.

Child and Senior Poverty



Sources:

United States Census, 2013-2018 American Community Survey 5-Year Estimates
United States Department of Agriculture: Food and Nutrition Service
United States Department of Labor: Employment & Training Institution

Wisconsin Department of Administration
Wisconsin Department of Health Services
Wisconsin Department of Workforce Development

Contact Hunger Task Force at 414-777-0483 or visit HungerTaskForce.org for more information.