

FOODSHARE OVERVIEW

Waupaca County

Waupaca County SNAPshot



FoodShare Recipients

4,024
People
(November 2019)

7.8%
of the county
population

Average Monthly Benefit
Amount per Person: 2018

\$93.73

\$107.03 in Wisconsin
\$125.25 for U.S. SNAP**

Average Monthly Benefits
Distributed throughout
Waupaca County, 2018

\$397,317

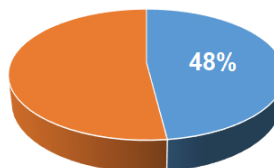
What is FoodShare?

- FoodShare is the name of the Supplemental Nutritional Assistance Program (SNAP) in Wisconsin.
- This federally funded program enables hundreds of thousands of low-income adults, children, and seniors throughout the state with funds to purchase groceries.
- FoodShare is the state's leading anti-hunger program.

Who Uses FoodShare in Wisconsin?*



42% of recipients are children.

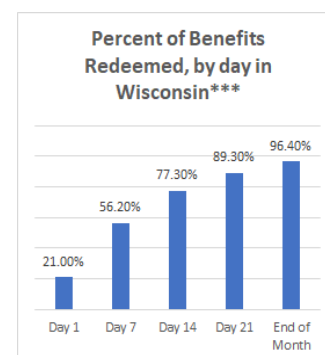
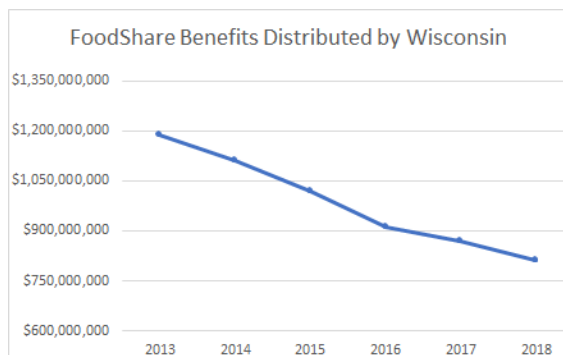


48% of families have at least one member who is elderly, blind or has disabilities.



40% of adult recipients are employed.

FoodShare Benefits Distributed and Redeemed in Wisconsin



* From Wisconsin Department of Health Services. November 2019. FoodShare Program at a Glance.

** Based on the average benefit amount per person in Fiscal Year 2018.

*** Cumulative percentages reported. Source: Department of Agriculture report, "Benefit Redemption Patterns in the Supplemental Nutrition Assistance Program". April 2011.

FOODSHARE OVERVIEW

Waupaca County

Median Individual Earnings

\$33,090

24th out of 72 counties



Unemployment

2.8%

15.2% below

the U.S. rate of 3.3%

Latest data available from November 2019.

Economic Impact



SNAP dollar

+



Grocer

=



Economic Growth

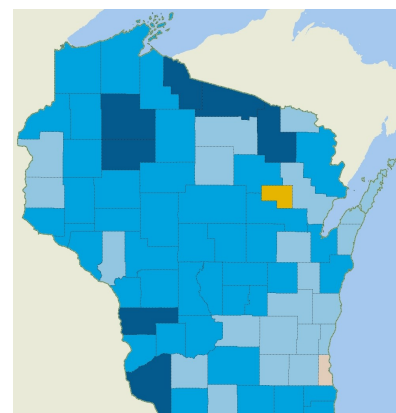
For every **\$1** in FoodShare benefits,
 an additional **\$1.70** is used in the **local** economy.

Wisconsin Poverty by County

Percentage of Poverty

	<10
	10-15
	15-20
	20-25
	≥25

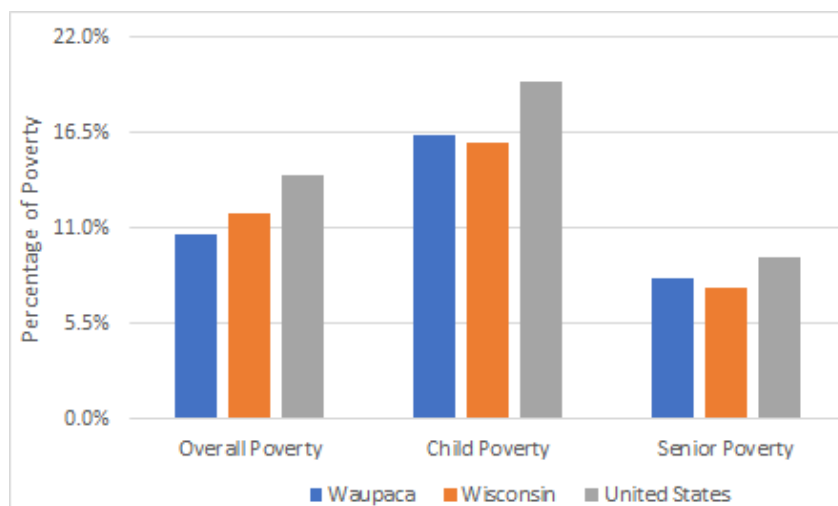
★ Waupaca County: 10.7%



Waupaca County Poverty

- ↪ Waupaca has a moderate level of poverty (10.7%), ranking it 31st out of 72 counties.
- ↪ Waupaca has a moderate level of child poverty (16.4%), ranking it 45th out of 72 counties.
- ↪ Waupaca has a moderate level of senior poverty (8.1%), ranking it 44th out of 72 counties.

Child and Senior Poverty



Sources:

United States Census, 2013-2017 American Community Survey 5-Year Estimates
 United States Department of Agriculture: Food and Nutrition Service
 United States Department of Labor: Employment & Training Institution

Wisconsin Department of Administration
 Wisconsin Department of Health Services
 Wisconsin Department of Workforce Development

Contact Hunger Task Force at 414-777-0483 or visit HungerTaskForce.org for more information.