

FOODSHARE OVERVIEW

Adams County

Adams County SNAPshot



FoodShare Recipients

3,068
 People
 (April 2020)

15.3%
 of the county
 population

Average Monthly Benefit
 Amount per Person, 2019

\$98.09

\$105.83 in Wisconsin
 \$129.96 for U.S. SNAP**

Average Monthly Benefits
 Distributed throughout
 Adams County, 2019

\$279,742

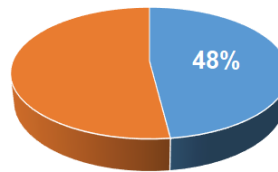
What is FoodShare?

- ↳ FoodShare is the name of the Supplemental Nutritional Assistance Program (SNAP) in Wisconsin.
- ↳ This federally funded program enables hundreds of thousands of low-income adults, children, and seniors throughout the state with funds to purchase groceries.
- ↳ FoodShare is the state's leading anti-hunger program.

Who Uses FoodShare in Wisconsin?*



42% of recipients are children.

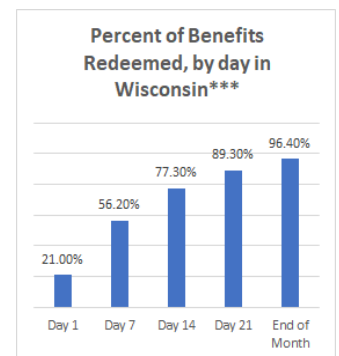
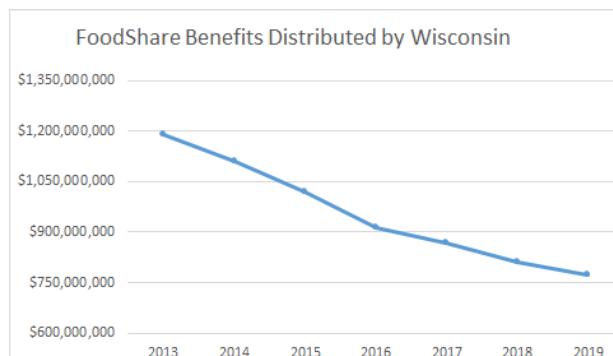


48% of families have at least one member who is elderly, blind or has disabilities.



40% of adult recipients are employed.

FoodShare Benefits Distributed and Redeemed in Wisconsin



* From Wisconsin Department of Health Services. April 2020. FoodShare Program at a Glance.

** Based on the average benefit amount per person in Fiscal Year 2019.

*** Cumulative percentages reported. Source: Department of Agriculture report, "Benefit Redemption Patterns in the Supplemental Nutrition Assistance Program". April 2011.

Median Individual Earnings

\$24,309

72nd out of 72 counties



Unemployment

21.9%

52.1% above
 the U.S. rate of 14.4%

Latest data available from April 2020.

Economic Impact



SNAP dollar

+



Grocer

=



Economic Growth

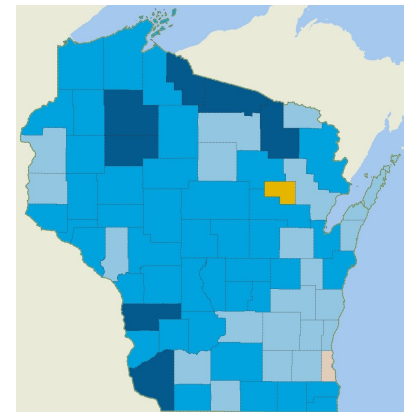
For every **\$1** in FoodShare benefits,
 an additional **\$1.76** is used in the **local** economy.

Wisconsin Poverty by County

Percentage of Poverty

	<10
	10-15
	15-20
	20-25
	≥25

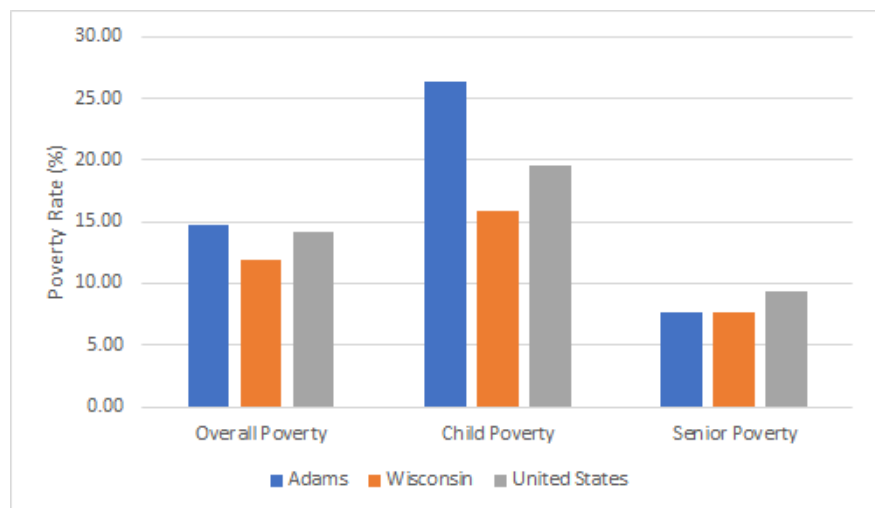
★ Adams County: 14.8%



Adams County Poverty

- ↳ Adams has a high level of poverty (14.8%), ranking it 65th out of 72 counties.
- ↳ Adams has a high level of child poverty (26.4%), ranking it 69th out of 72 counties.
- ↳ Adams has a moderate level of senior poverty (7.6%), ranking it 33rd out of 72 counties.

Child and Senior Poverty



Sources:
 United States Census, 2013-2018 American Community Survey 5-Year Estimates
 United States Department of Agriculture: Food and Nutrition Service

United States Department of Labor: Employment & Training Institution
 Wisconsin Department of Administration Wisconsin Department of Health
 Services Wisconsin Department of Workforce Development