

FOODSHARE OVERVIEW

Brown County

Brown County SNAPshot



FoodShare Recipients

25,818
 People
 (April 2020)

9.9%
 of the county
 population

Average Monthly Benefit
 Amount per Person: 2019

\$100.79

\$105.76 in Wisconsin
 \$129.96 for U.S. SNAP**

Average Monthly Benefits
 Distributed throughout
 Brown County, 2019

\$2,247,406

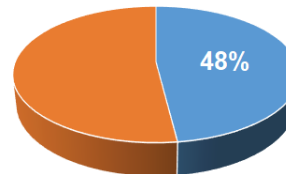
What is FoodShare?

- ↳ FoodShare is the name of the Supplemental Nutritional Assistance Program (SNAP) in Wisconsin.
- ↳ This federally funded program enables hundreds of thousands of low-income adults, children, and seniors throughout the state with funds to purchase groceries.
- ↳ FoodShare is the state's leading anti-hunger program.

Who Uses FoodShare in Wisconsin?*



42% of recipients are children.

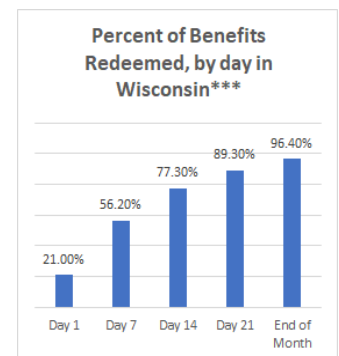
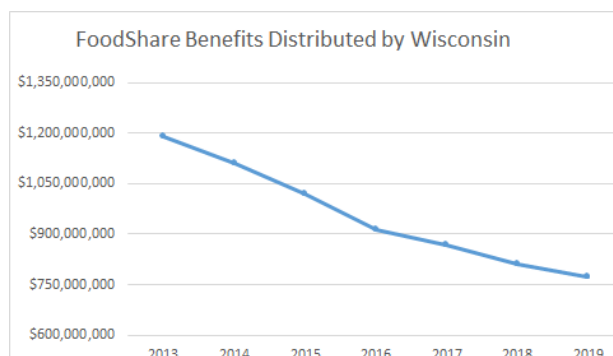


48% of families have at least one member who is elderly, blind or has disabilities.



40% of adult recipients are employed.

FoodShare Benefits Distributed and Redeemed in Wisconsin



* From Wisconsin Department of Health Services. April 2020. FoodShare Program at a Glance.

** Based on the average benefit amount per person in Fiscal Year 2019.

*** Cumulative percentages reported. Source: Department of Agriculture report, "Benefit Redemption Patterns in the Supplemental Nutrition Assistance Program". April 2011.

Median Individual Earnings

\$34,084

21st out of 72 counties



Unemployment

13.8%

4.2% below

the U.S. rate of 14.4%

Latest data available from April 2020

Economic Impact



+



Grocer

=



Economic Growth

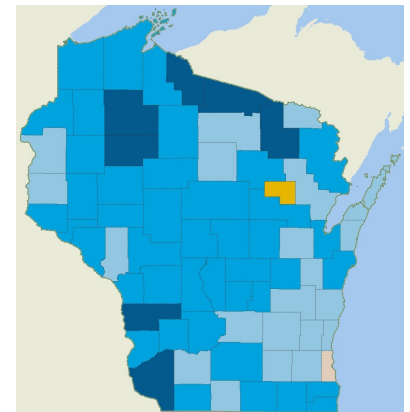
For every \$1 in FoodShare benefits, an additional **\$1.70** is used in the local economy.

Wisconsin Poverty by County

Percentage of Poverty

	<10
	10-15
	15-20
	20-25
	≥25

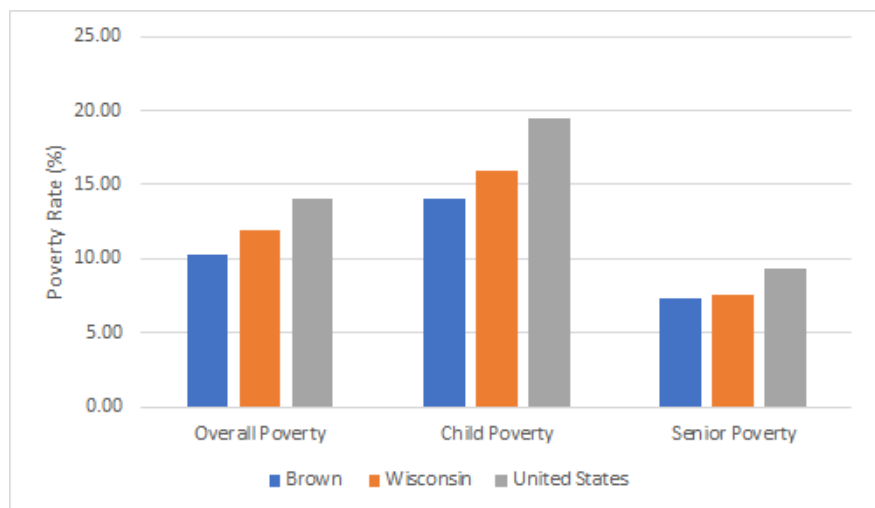
★ Brown County: 10.3%



Brown County Poverty

- ↳ Brown has a moderate level of poverty (10.3%), ranking it 27th out of 72 counties.
- ↳ Brown has a moderate level of child poverty (14.0%), ranking it 34th out of 72 counties.
- ↳ Brown has a moderate level of senior poverty (7.3%), ranking it 26 out of 72 counties.

Child and Senior Poverty



Sources:
 United States Census, 2013-2018 American Community Survey 5-Year Estimates
 United States Department of Agriculture: Food and Nutrition Service
 United States Department of Labor: Employment & Training Institution

Wisconsin Department of Administration
 Wisconsin Department of Health Services
 Wisconsin Department of Workforce Development