

FOODSHARE OVERVIEW

Burnett County

Burnett County SNAPshot



FoodShare Recipients

2,212
People
(April 2020)

14.5%
of the county
population

Average Monthly Benefit
Amount per Person: 2019

\$93.51

\$105.76 in Wisconsin
\$129.96 for U.S. SNAP**

Average Monthly Benefits
Distributed throughout
Burnett County, 2019

\$188,236

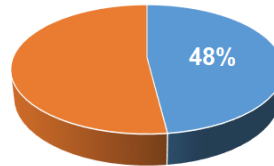
What is FoodShare?

- ↳ FoodShare is the name of the Supplemental Nutritional Assistance Program (SNAP) in Wisconsin.
- ↳ This federally funded program enables hundreds of thousands of low-income adults, children, and seniors throughout the state with funds to purchase groceries.
- ↳ FoodShare is the state's leading anti-hunger program.

Who Uses FoodShare in Wisconsin?*



42% of recipients are children.

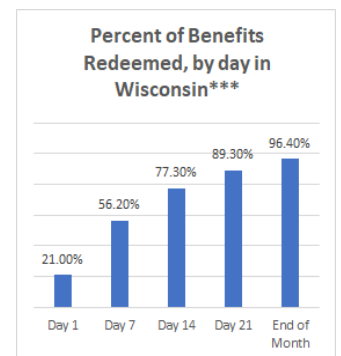
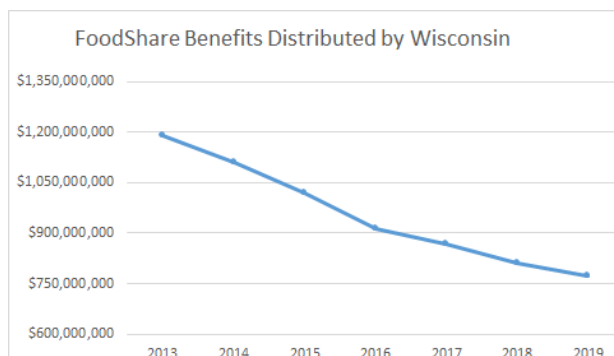


48% of families have at least one member who is elderly, blind or has disabilities.



40% of adult recipients are employed.

FoodShare Benefits Distributed and Redeemed in Wisconsin



* From Wisconsin Department of Health Services. April 2020. FoodShare Program at a Glance.

** Based on the average benefit amount per person in Fiscal Year 2019.

*** Cumulative percentages reported. Source: Department of Agriculture report, "Benefit Redemption Patterns in the Supplemental Nutrition Assistance Program". April 2011.

Median Individual Earnings

\$28,699

58th out of 72 counties



Unemployment

23.5%

63.2% above
 the U.S. rate of 14.4%

Latest data available from April 2020.

Economic Impact



SNAP dollar

+



Grocer

=



Economic Growth

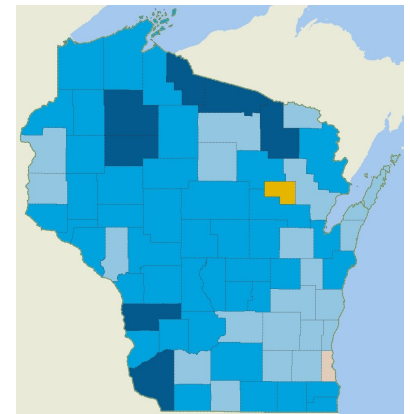
For every \$1 in FoodShare benefits,
 an additional \$1.70 is used in the local economy.

Wisconsin Poverty by County

Percentage of Poverty

| | |
|--|-------|
| | <10 |
| | 10-15 |
| | 15-20 |
| | 20-25 |
| | ≥25 |

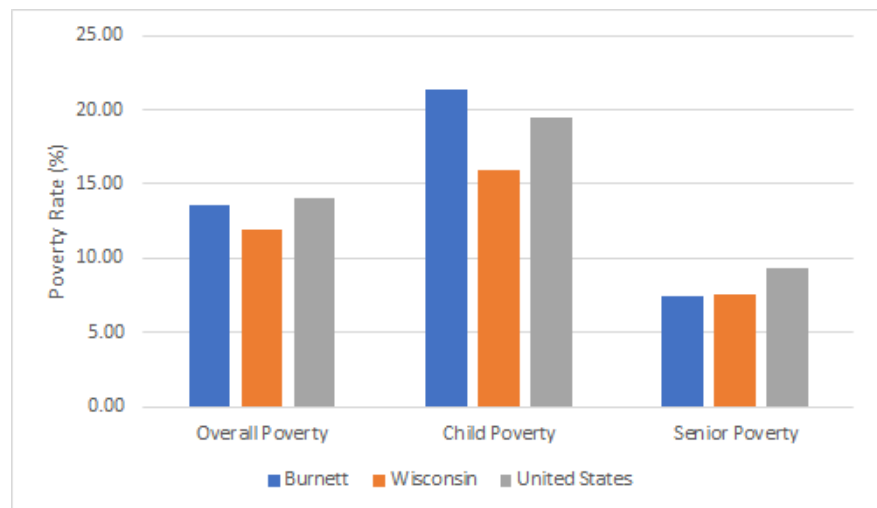
★ Burnett County: 13.6%



Burnett County Poverty

- ↳ Burnett has a high level of poverty (13.6%), ranking it 55th out of 72 counties.
- ↳ Burnett has a high level of child poverty (21.4%), ranking it 62nd out of 72 counties.
- ↳ Burnett has a moderate senior poverty (7.4%), ranking it 28th out of 72 counties.

Child and Senior Poverty



Sources:
 United States Census, 2013-2018 American Community Survey 5-Year Estimates
 United States Department of Agriculture: Food and Nutrition Service
 United States Department of Labor: Employment & Training Institution

Wisconsin Department of Administration
 Wisconsin Department of Health Services
 Wisconsin Department of Workforce Development