

April 2020

# FOODSHARE OVERVIEW

## Chippewa County

### Chippewa County SNAPshot



### FoodShare Recipients

**5,913**  
People  
(April 2020)

**9.3%**  
of the county  
population

Average Monthly Benefit Amount per Person: 2019

# \$92.76

\$105.76 in Wisconsin  
\$129.96 for U.S. SNAP\*\*

Average Monthly Benefits Distributed throughout Chippewa County, 2019

# \$491,177

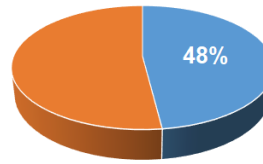
### What is FoodShare?

- ↳ FoodShare is the name of the Supplemental Nutritional Assistance Program (SNAP) in Wisconsin.
- ↳ This federally funded program enables hundreds of thousands of low-income adults, children, and seniors throughout the state with funds to purchase groceries.
- ↳ FoodShare is the state's leading anti-hunger program.

### Who Uses FoodShare in Wisconsin?\*



**42%** of recipients are children.

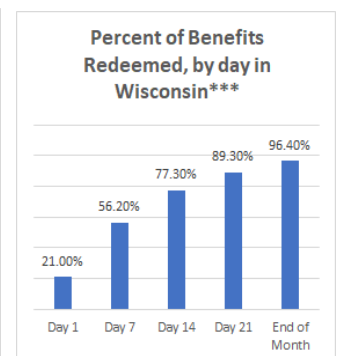
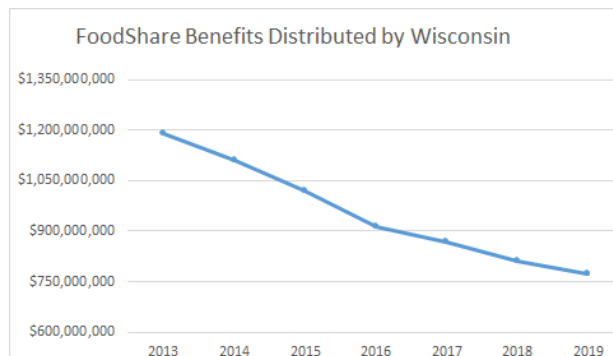


**48%** of families have at least one member who is elderly, blind or has disabilities.



**40%** of adult recipients are employed.

### FoodShare Benefits Distributed and Redeemed in Wisconsin



\* From Wisconsin Department of Health Services. April 2020. FoodShare Program at a Glance.

\*\* Based on the average benefit amount per person in Fiscal Year 2019.

\*\*\* Cumulative percentages reported. Source: Department of Agriculture report, "Benefit Redemption Patterns in the Supplemental Nutrition Assistance Program". April 2011.

Median Individual Earnings

**\$31,758**

36th out of 72 counties



Unemployment

**14.1%**

14.1% below  
the U.S. rate of 14.4%

Latest data available from April 2020.

### Economic Impact



SNAP dollar

+



Grocer

=



Economic Growth

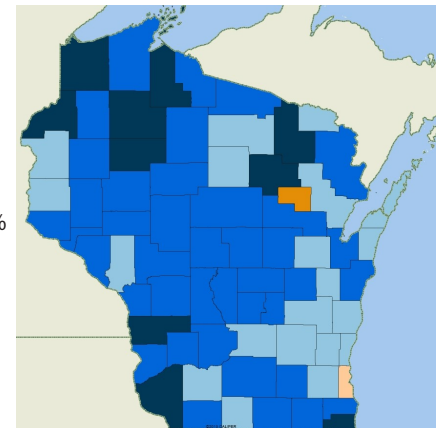
For every **\$1** in FoodShare benefits,  
an additional **\$1.70** is used in the **local** economy.

### Wisconsin Poverty by County

Percentage of Poverty

	<10
	10-15
	15-20
	20-25
	≥25

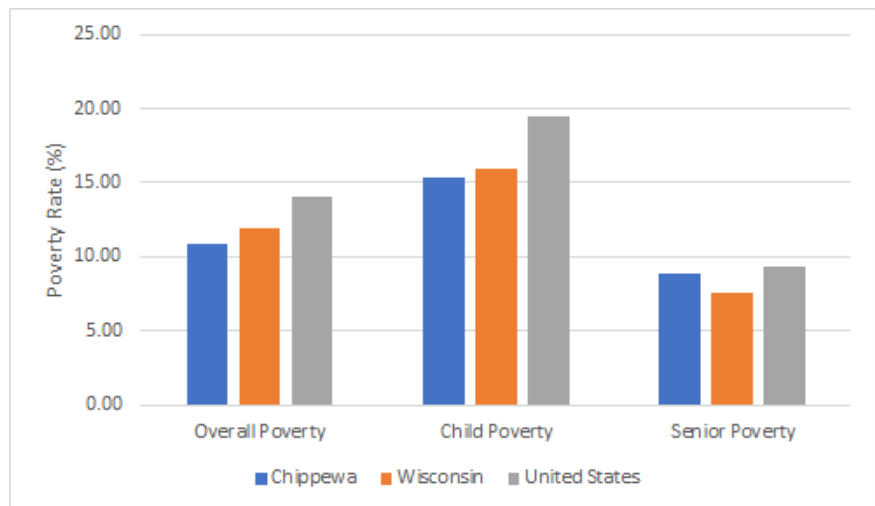
★ Chippewa County: 10.9%



### Chippewa County Poverty

- ↳ Chippewa has a moderate level of poverty (10.9%), ranking it 33rd out of 72 counties.
- ↳ Chippewa has a moderate level of child poverty (15.4%), ranking it 40th out of 72 counties.
- ↳ Chippewa has a high level of senior poverty (8.9%), ranking it 54th out of 72 counties.

### Child and Senior Poverty



Sources:  
 United States Census, 2013-2018 American Community Survey 5-Year Estimates  
 United States Department of Agriculture: Food and Nutrition Service  
 United States Department of Labor: Employment & Training Institution

Wisconsin Department of Administration  
 Wisconsin Department of Health Services  
 Wisconsin Department of Workforce Development