

April 2020

FOODSHARE OVERVIEW

Dodge County

Dodge County SNAPshot



FoodShare Recipients

7,117
People
(April 2020)

8.1%
of the county
population

Average Monthly Benefit Amount per Person: 2019

\$99.14

\$105.76 in Wisconsin
\$129.69 for U.S. SNAP**

Average Monthly Benefits Distributed throughout Dodge County, 2019

\$628,168

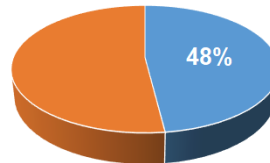
What is FoodShare?

- ↳ FoodShare is the name of the Supplemental Nutritional Assistance Program (SNAP) in Wisconsin.
- ↳ This federally funded program enables hundreds of thousands of low-income adults, children, and seniors throughout the state with funds to purchase groceries.
- ↳ FoodShare is the state's leading anti-hunger program.

Who Uses FoodShare in Wisconsin?*



42% of recipients are children.

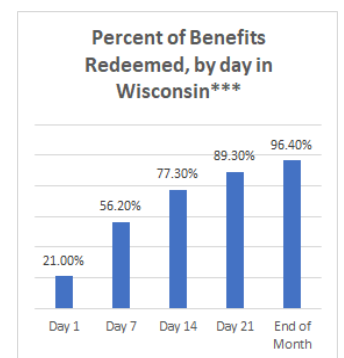
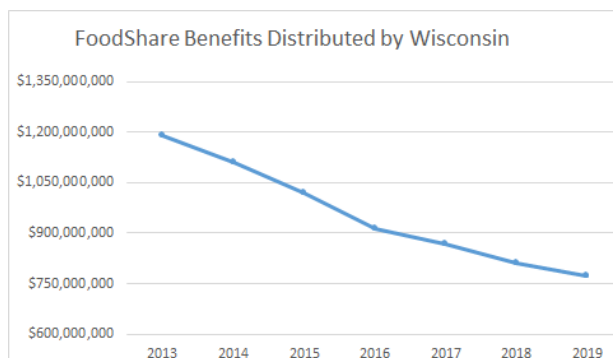


48% of families have at least one member who is elderly, blind or has disabilities.



40% of adult recipients are employed.

FoodShare Benefits Distributed and Redeemed in Wisconsin



* From Wisconsin Department of Health Services. April 2020. FoodShare Program at a Glance.

** Based on the average benefit amount per person in Fiscal Year 2019.

*** Cumulative percentages reported. Source: Department of Agriculture report, "Benefit Redemption Patterns in the Supplemental Nutrition Assistance Program". April 2011.

Median Individual Earnings

\$34,340

16th out of 72 counties



Unemployment

12.0%

16.7% below
the U.S. rate of 14.4%

Latest data available from April 2020.

Economic Impact



SNAP dollar

+



Grocer

=



Economic Growth

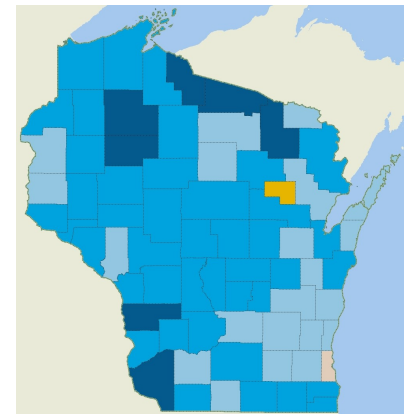
For every \$1 in FoodShare benefits,
an additional **\$1.70** is used in the local economy.

Wisconsin Poverty by County

Percentage of Poverty

	<10
	10-15
	15-20
	20-25
	≥25

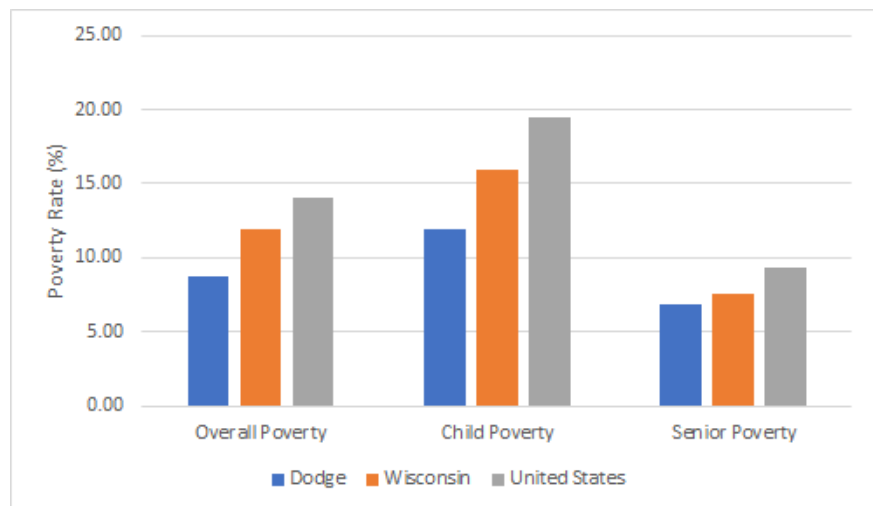
★ Dodge County: 8.7%



Dodge County Poverty

- ↳ Dodge has a low level of poverty (8.7%), ranking it 15th out of 72 counties.
- ↳ Dodge has a low level of child poverty (11.9%), ranking it 22nd out of 72 counties.
- ↳ Dodge has a low level of senior poverty (6.9%), ranking it 22nd out of 72 counties.

Child and Senior Poverty



Sources:
 United States Census, 2013-2018 American Community Survey 5-Year Estimates
 United States Department of Agriculture: Food and Nutrition Service
 United States Department of Labor: Employment & Training Institution

Wisconsin Department of Administration
 Wisconsin Department of Health Services
 Wisconsin Department of Workforce Development