

FOODSHARE OVERVIEW

Iron County

Iron County SNAPshot



FoodShare Recipients

751
 People
 (April 2020)

13.1%
 of the county
 population

Average Monthly Benefit
 Amount per Person: 2019

\$90.26

\$105.83 in Wisconsin
 \$129.96 for U.S. SNAP**

Average Monthly Benefits
 Distributed throughout
 Iron County, 2019

\$61,920

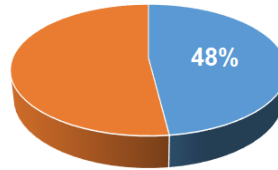
What is FoodShare?

- ↳ FoodShare is the name of the Supplemental Nutritional Assistance Program (SNAP) in Wisconsin.
- ↳ This federally funded program enables hundreds of thousands of low-income adults, children, and seniors throughout the state with funds to purchase groceries.
- ↳ FoodShare is the state's leading anti-hunger program.

Who Uses FoodShare in Wisconsin?*



42% of recipients are children.

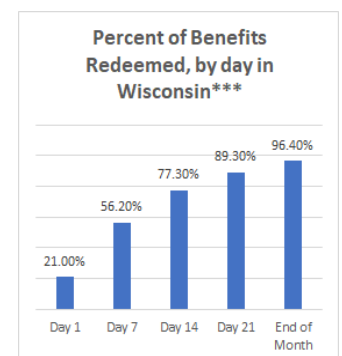
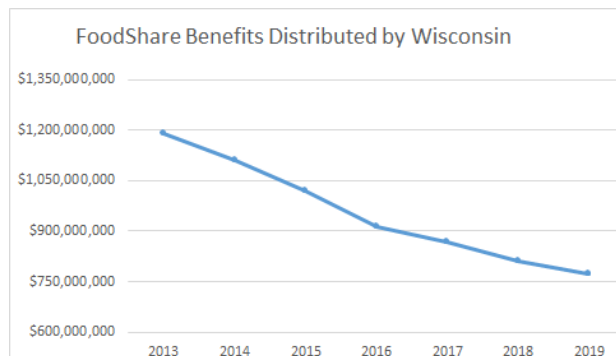


48% of families have at least one member who is elderly, blind or has disabilities.



40% of adult recipients are employed.

FoodShare Benefits Distributed and Redeemed in Wisconsin



* From Wisconsin Department of Health Services. April 2020. FoodShare Program at a Glance.

** Based on the average benefit amount per person in Fiscal Year 2019.

*** Cumulative percentages reported. Source: Department of Agriculture report, "Benefit Redemption Patterns in the Supplemental Nutrition Assistance Program". April 2011.

Median Individual Earnings

\$27,694

64th out of 72 counties



Unemployment

26.2%

81.9% above
the U.S. rate of 14.4%

Latest data available from April 2020.

Economic Impact



SNAP dollar

+



Grocer

=



Economic Growth

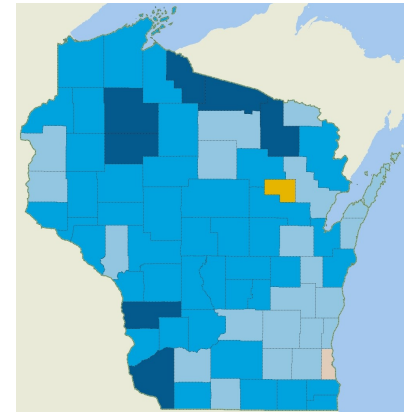
For every \$1 in FoodShare benefits,
an additional **\$1.70** is used in the **local** economy.

Wisconsin Poverty by County

Percentage of Poverty

	<10
	10-15
	15-20
	20-25
	≥25

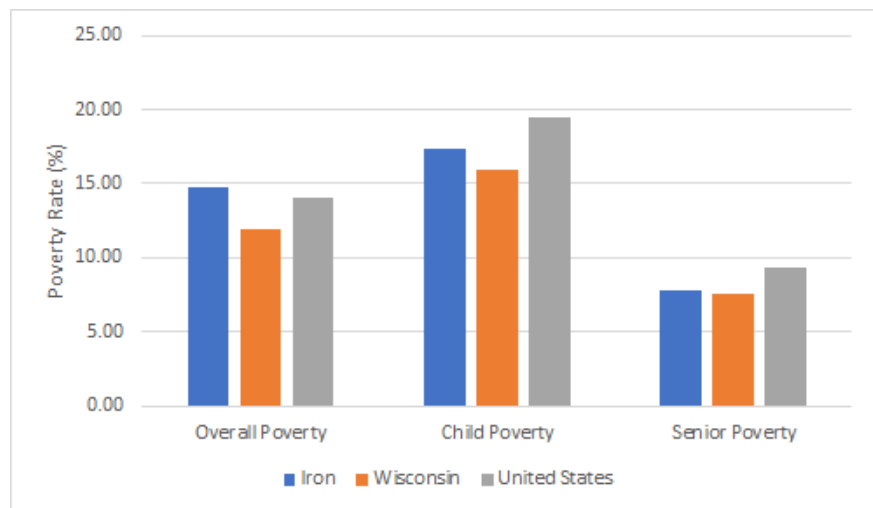
★ Iron County: 14.8%



Iron County Poverty

- ↳ Iron has a high level of poverty (14.8%), ranking it 67th out of 72 counties.
- ↳ Iron has a high level of child poverty (17.4%), ranking it 50th out of 72 counties.
- ↳ Iron has a moderate level of senior poverty (7.8%), ranking it 37th out of 72 counties.

Child and Senior Poverty



Sources:
 United States Census, 2013-2018 American Community Survey 5-Year Estimates
 United States Department of Agriculture: Food and Nutrition Service
 United States Department of Labor: Employment & Training Institution

Wisconsin Department of Administration
 Wisconsin Department of Health Services
 Wisconsin Department of Workforce Development