

# FOODSHARE OVERVIEW

## Marinette County

### Marinette County SNAPshot



### FoodShare Recipients

**4,643**  
 People  
 (April 2020)

**11.5%**  
 of the county  
 population

Average Monthly Benefit  
 Amount per Person: 2019

**\$90.25**

\$105.83 in Wisconsin  
 \$129.96 for U.S. SNAP\*\*

Average Monthly Benefits  
 Distributed throughout  
 Marinette County, 2019

**\$371,926**

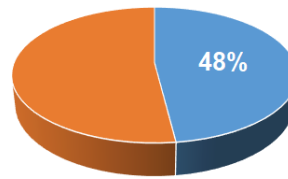
### What is FoodShare?

- ↳ FoodShare is the name of the Supplemental Nutritional Assistance Program (SNAP) in Wisconsin.
- ↳ This federally funded program enables hundreds of thousands of low-income adults, children, and seniors throughout the state with funds to purchase groceries.
- ↳ FoodShare is the state's leading anti-hunger program.

### Who Uses FoodShare in Wisconsin?\*



**42%** of recipients are children.

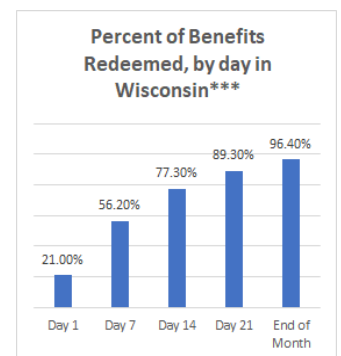
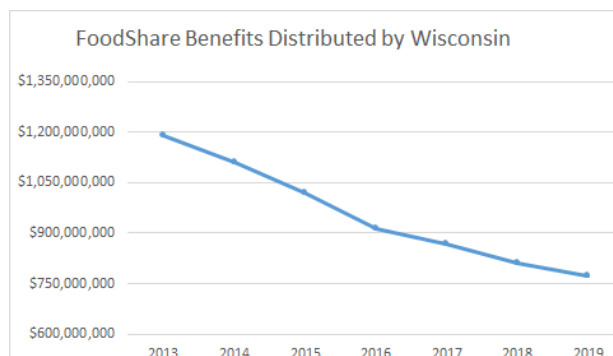


**48%** of families have at least one member who is elderly, blind or has disabilities.



**40%** of adult recipients are employed.

### FoodShare Benefits Distributed and Redeemed in Wisconsin



\* From Wisconsin Department of Health Services. April 2020. FoodShare Program at a Glance.

\*\* Based on the average benefit amount per person in Fiscal Year 2019.

\*\*\* Cumulative percentages reported. Source: Department of Agriculture report, "Benefit Redemption Patterns in the Supplemental Nutrition Assistance Program". April 2011.

Median Individual Earnings

**\$31,667**

38th out of 72 counties



Unemployment

**19.3%**

34.0% above  
the U.S. rate of 14.4%

Latest data available from April 2020.

### Economic Impact



SNAP dollar

+



Grocer

=



Economic Growth

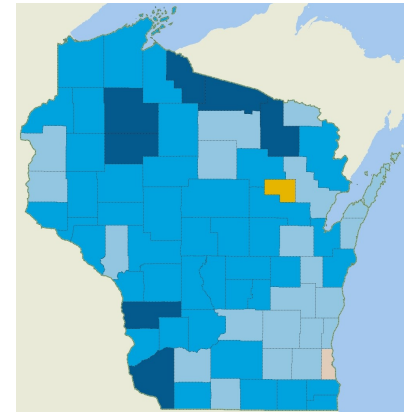
For every \$1 in FoodShare benefits,  
an additional **\$1.70** is used in the local economy.

### Wisconsin Poverty by County

Percentage of Poverty

	<10
	10-15
	15-20
	20-25
	≥25

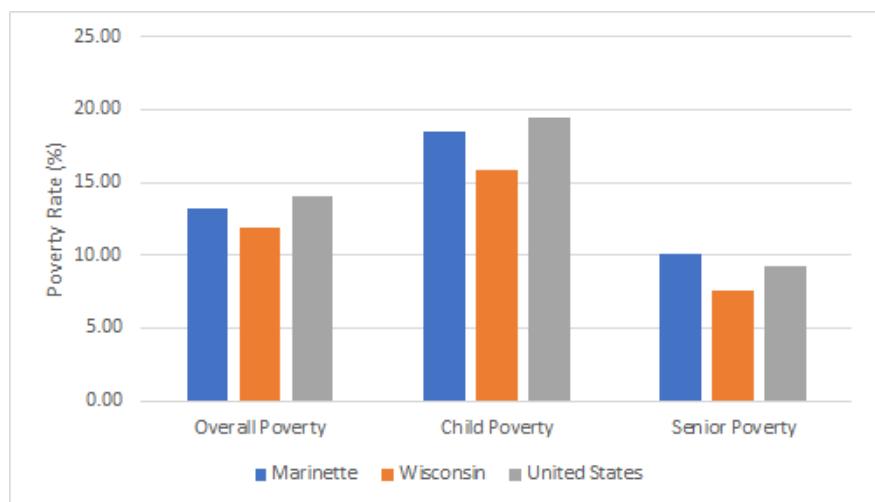
★ Marinette County: 13.2%



### Marinette County Poverty

- ↪ Marinette has a high level of poverty (13.2%), ranking it 53rd out of 72 counties.
- ↪ Marinette has a high level of child poverty (18.5%), ranking it 53rd out of 72 counties.
- ↪ Marinette has a high level of senior poverty (10.1%), ranking it 61st out of 72 counties.

### Child and Senior Poverty



Sources:  
 United States Census, 2013-2018 American Community Survey 5-Year Estimates  
 United States Department of Agriculture: Food and Nutrition Service  
 United States Department of Labor: Employment & Training Institution

Wisconsin Department of Administration  
 Wisconsin Department of Health Services  
 Wisconsin Department of Workforce Development