

FOODSHARE OVERVIEW

Milwaukee County

Milwaukee County SNAPshot



FoodShare Recipients

249,096

People
(April 2020)

26.1%

of the county
population

Average Monthly Benefit
Amount per Person: 2019

\$115.45

\$105.83n Wisconsin
\$129.96 for U.S. SNAP**

Average Monthly Benefits
Distributed throughout
Milwaukee County, 2019

\$25,746,666

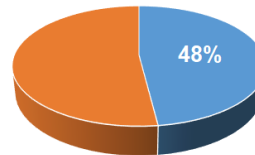
What is FoodShare?

- ↳ FoodShare is the name of the Supplemental Nutritional Assistance Program (SNAP) in Wisconsin.
- ↳ This federally funded program enables hundreds of thousands of low-income adults, children, and seniors throughout the state with funds to purchase groceries.
- ↳ FoodShare is the state's leading anti-hunger program.

Who Uses FoodShare in Wisconsin?*



42% of recipients are children.

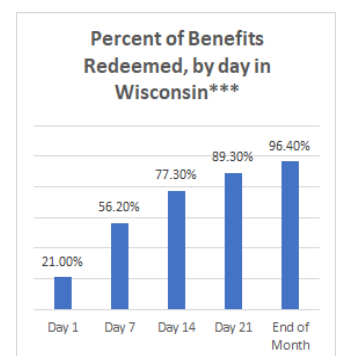
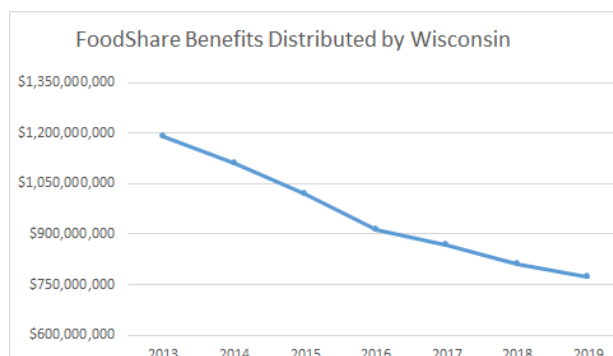


48% of families have at least one member who is elderly, blind or has disabilities.



40% of adult recipients are employed.

FoodShare Benefits Distributed and Redeemed in Wisconsin



* From Wisconsin Department of Health Services. April 2020. FoodShare Program at a Glance.

** Based on the average benefit amount per person in Fiscal Year 2019.

*** Cumulative percentages reported. Source: Department of Agriculture report, "Benefit Redemption Patterns in the Supplemental Nutrition Assistance Program". April 2011.

Median Individual Earnings

\$31,781

35th out of 72 counties



Unemployment

15.8%

9.7% below
 the U.S. rate of 14.4%

Latest data available from April 2020

Economic Impact



SNAP dollar

+



Grocer

=



Economic Growth

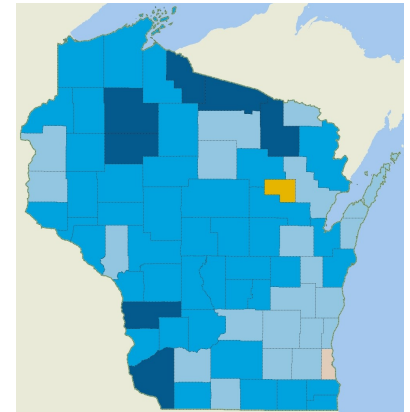
For every \$1 in FoodShare benefits,
 an additional \$1.70 is used in the local economy.

Wisconsin Poverty by County

Percentage of Poverty

	<10
	10-15
	15-20
	20-25
	≥25

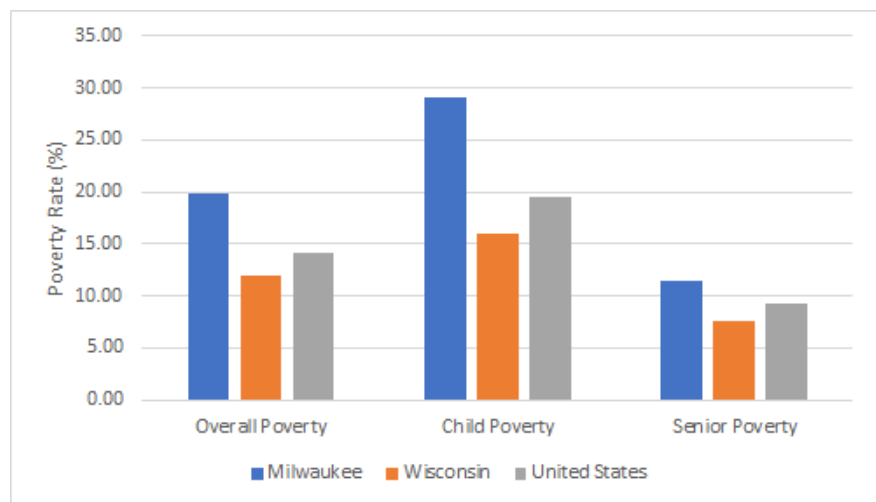
★ Milwaukee County:
 19.9%



Milwaukee County Poverty

- ↪ Milwaukee has a high level of poverty (19.9%), ranking it 71st out of 72 counties.
- ↪ Milwaukee has a high level of child poverty (29.0%), ranking it 70th out of 72 counties.
- ↪ Milwaukee has a high level of senior poverty (11.4%), ranking it 69th out of 72 counties.

Child and Senior Poverty



Sources:

United States Census, 2013-2018 American Community Survey 5-Year Estimates
 United States Department of Agriculture: Food and Nutrition Service
 United States Department of Labor: Employment & Training Institution

Wisconsin Department of Administration
 Wisconsin Department of Health Services
 Wisconsin Department of Workforce Development