

Pierce County SNAPshot



FoodShare Recipients

**2,061**  
People  
(April 2020)

**5.0%**  
of the county  
population

Average Monthly Benefit  
Amount per Person: 2019

**\$97.79**

\$105.83 in Wisconsin  
\$129.96 for U.S. SNAP\*\*

Average Monthly Benefits  
Distributed throughout  
Pierce County, 2019

**\$178,365**

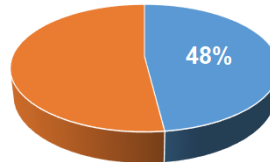
## What is FoodShare?

- ↳ FoodShare is the name of the Supplemental Nutritional Assistance Program (SNAP) in Wisconsin.
- ↳ This federally funded program enables hundreds of thousands of low-income adults, children, and seniors throughout the state with funds to purchase groceries.
- ↳ FoodShare is the state's leading anti-hunger program.

## Who Uses FoodShare in Wisconsin?\*



**42%** of recipients are children.

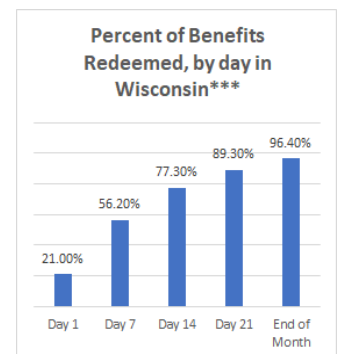
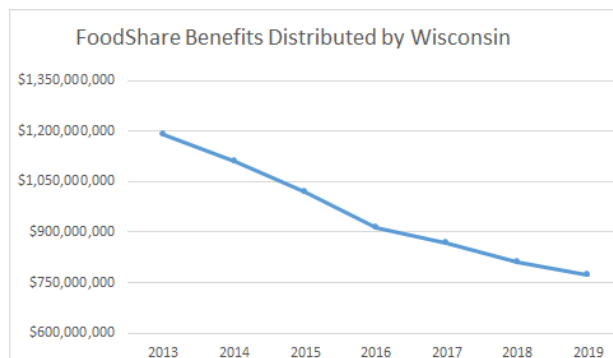


**48%** of families have at least one member who is elderly, blind or has disabilities.



**40%** of adult recipients are employed.

## FoodShare Benefits Distributed and Redeemed in Wisconsin



\* From Wisconsin Department of Health Services. April 2020. FoodShare Program at a Glance.

\*\* Based on the average benefit amount per person in Fiscal Year 2019.

\*\*\* Cumulative percentages reported. Source: Department of Agriculture report, "Benefit Redemption Patterns in the Supplemental Nutrition Assistance Program". April 2011.

Median Individual Earnings

**\$32,076**

33rd out of 72 counties



Unemployment

**17.4%**

20.8% above  
 the U.S. rate of 14.4%

Latest data available from April 2020.

### Economic Impact



**Economic Growth**

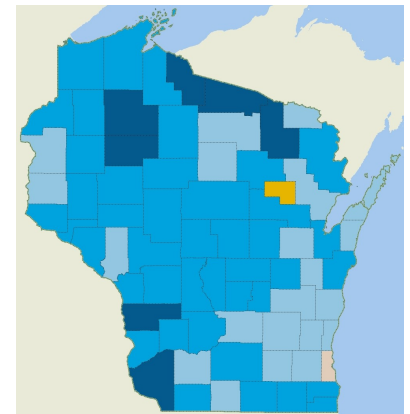
For every **\$1** in FoodShare benefits,  
 an additional **\$1.70** is used in the **local** economy.

### Wisconsin Poverty by County

Percentage of Poverty

	<10
	10-15
	15-20
	20-25
	≥25

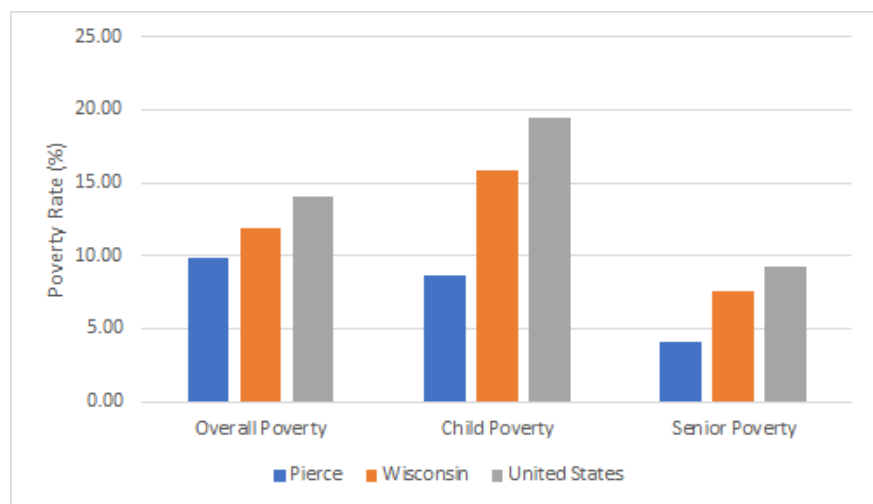
★ Pierce County: 9.8%



### Pierce County Poverty

- ↳ Pierce has a low level of poverty (9.8%), ranking it 23rd out of 72 counties.
- ↳ Pierce has a low level of child poverty (8.6%), ranking it 8th out of 72 counties.
- ↳ Pierce has a low level of senior poverty (4.1%), ranking it 1st out of 72 counties.

### Child and Senior Poverty



Sources:  
 United States Census, 2013-2018 American Community Survey 5-Year Estimates  
 United States Department of Agriculture: Food and Nutrition Service  
 United States Department of Labor: Employment & Training Institution

Wisconsin Department of Administration  
 Wisconsin Department of Health Services  
 Wisconsin Department of Workforce Development