

FOODSHARE OVERVIEW

Richland County

Richland County SNAPshot



FoodShare Recipients

2,194
People
(April 2020)

12.5%
of the county
population

Average Monthly Benefit
Amount per Person: 2019

\$95.45

\$105.83 in Wisconsin
\$129.96 for U.S. SNAP**

Average Monthly Benefits
Distributed throughout
Richland County, 2019

\$189,279

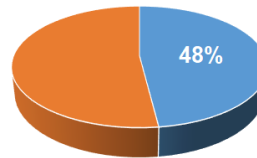
What is FoodShare?

- ↳ FoodShare is the name of the Supplemental Nutritional Assistance Program (SNAP) in Wisconsin.
- ↳ This federally funded program enables hundreds of thousands of low-income adults, children, and seniors throughout the state with funds to purchase groceries.
- ↳ FoodShare is the state's leading anti-hunger program.

Who Uses FoodShare in Wisconsin?*



42% of recipients are children.

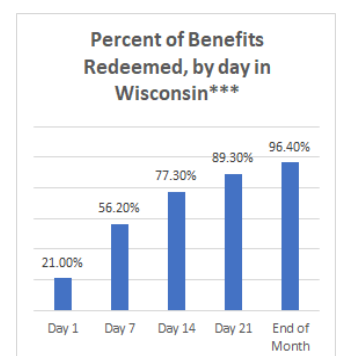
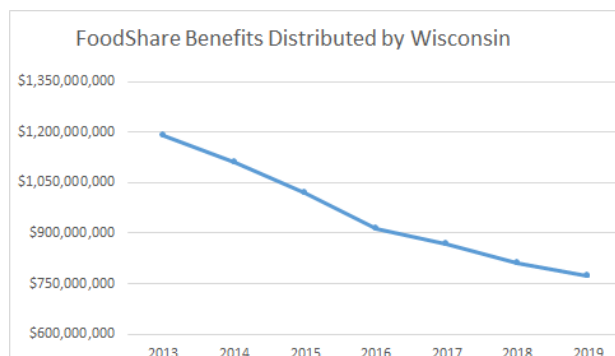


48% of recipients have at least one member who is elderly, blind or has disabilities.



40% of adult recipients are employed.

FoodShare Benefits Distributed and Redeemed in Wisconsin



* From Wisconsin Department of Health Services. April 2020. FoodShare Program at a Glance.

** Based on the average benefit amount per person in Fiscal Year 2019.

*** Cumulative percentages reported. Source: Department of Agriculture report, "Benefit Redemption Patterns in the Supplemental Nutrition Assistance Program". April 2011.

Median Individual Earnings

\$30,561

47th out of 72 counties



Unemployment

12.9%

10.4% below
the U.S. rate of 14.4%

Latest data available from April 2020.

Economic Impact



SNAP dollar

+



Grocer

=



Economic Growth

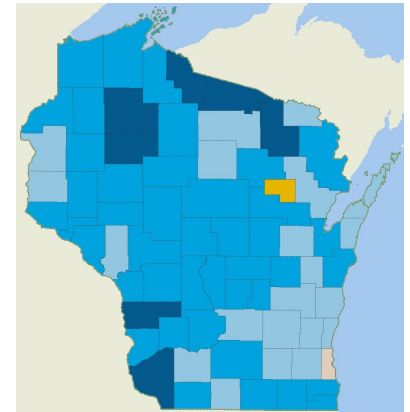
For every **\$1** in FoodShare benefits,
an additional **\$1.76** is used in the **local** economy.

Wisconsin Poverty by County

Percentage of Poverty

	<10
	10-15
	15-20
	20-25
	≥25

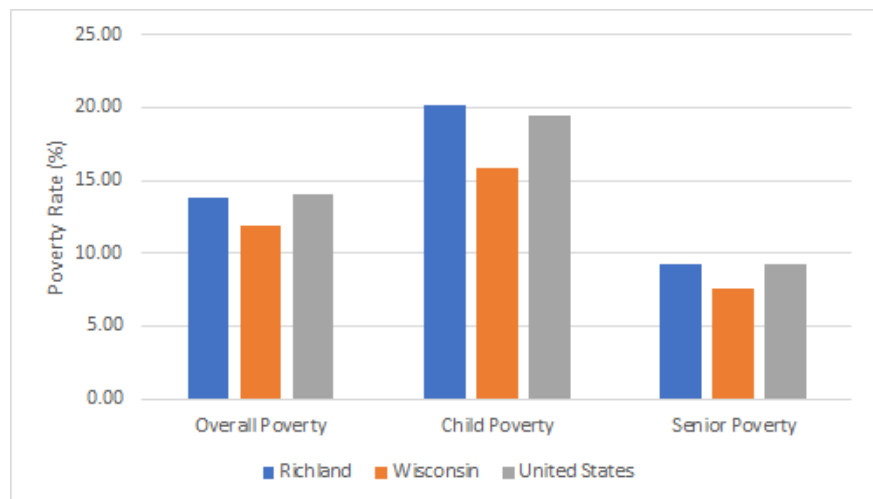
★ Richland County: 13.8%



Richland County Poverty

- ↪ Richland has a high level of poverty (13.8%), ranking it 59th out of 72 counties.
- ↪ Richland has a high level of child poverty (20.2%), ranking it 58th out of 72 counties.
- ↪ Richland has a high level of senior poverty (9.2%), ranking it 57th out of 72 counties.

Child and Senior Poverty



Sources:

United States Census, 2013-2018 American Community Survey 5-Year Estimates
 United States Department of Agriculture: Food and Nutrition Service
 United States Department of Labor: Employment & Training Institution

Wisconsin Department of Administration
 Wisconsin Department of Health Services
 Wisconsin Department of Workforce Development