

FOODSHARE OVERVIEW

Wisconsin

Wisconsin SNAPshot



FoodShare Recipients

687,303

People
(April 2020)

11.9%

of the
state population

Average Monthly Benefit
Amount per Person: 2019

\$105.83

\$125.25 for U.S. SNAP**

Average Monthly Benefits
Distributed throughout
Wisconsin, 2019

\$63,537,126

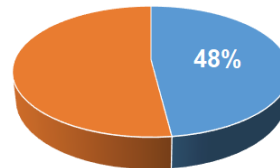
What is FoodShare?

- ↳ FoodShare is the name of the Supplemental Nutritional Assistance Program (SNAP) in Wisconsin.
- ↳ This federally funded program enables hundreds of thousands of low-income adults, children, and seniors throughout the state with funds to purchase groceries.
- ↳ FoodShare is the state's leading anti-hunger program.

Who Uses FoodShare in Wisconsin?*



42% of recipients are children.

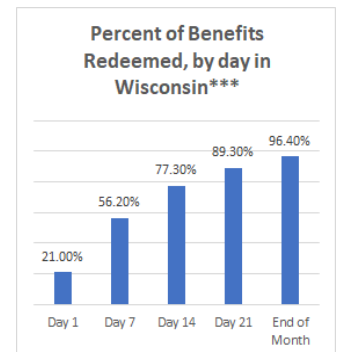
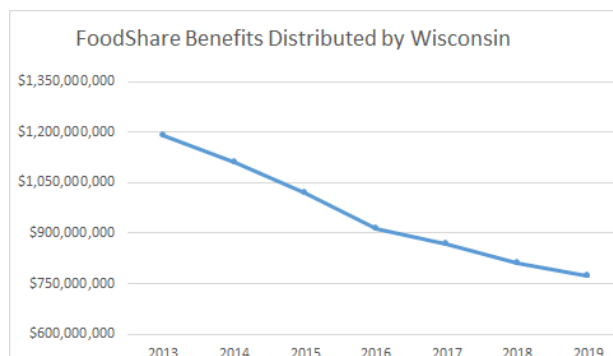


48% of families have at least one member who is elderly, blind or has disabilities.



40% of adult recipients are employed.

FoodShare Benefits Distributed and Redeemed in Wisconsin



* From Wisconsin Department of Health Services. April 2020. FoodShare Program at a Glance.

** Based on the average benefit amount per person in Fiscal Year 2018.

*** Cumulative percentages reported. Source: Department of Agriculture report, "Benefit Redemption Patterns in the Supplemental Nutrition Assistance Program". April 2011.

Median Individual Earnings

\$32,018



Unemployment

14.6%

1.4% above

the U.S. rate of 14.4%

Latest data available from April 2020

Economic Impact



SNAP dollar

+



Grocer

=



Economic Growth

For every \$1 in FoodShare benefits,
 an additional \$1.70 is used in the local economy.

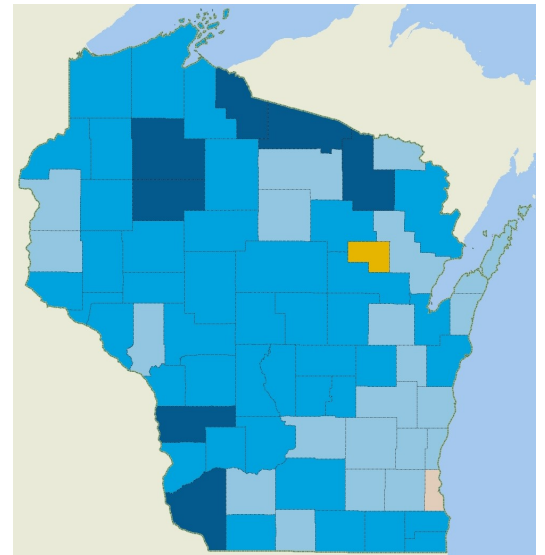
Wisconsin Poverty

- Wisconsin has a moderate level of poverty of 11.9%, with individual counties ranging from 4.5% in St. Croix County to 32.8% in Menominee County.
- Wisconsin has a high level of child poverty of 15.9%, with individual counties ranging from 4.8% in St. Croix County to 46.8% in Menominee County.
- Wisconsin has a low level of senior (65 and older) poverty of 7.6%, with individual counties ranging from 4.1% in Pierce County to 13.2% in Vernon County.

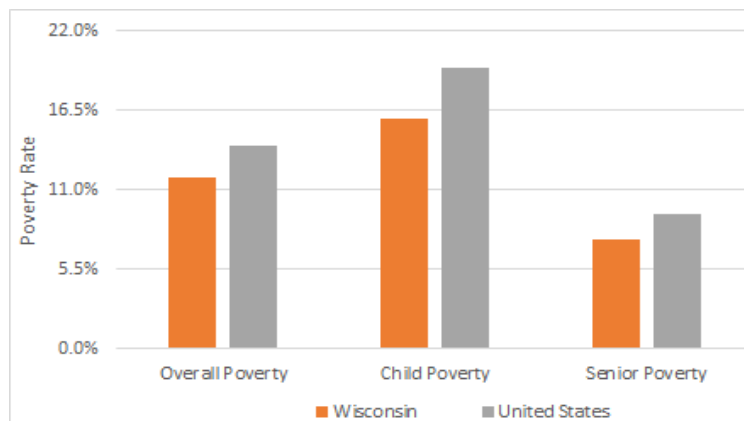
Wisconsin Poverty by County

Percentage of Poverty

	<10
	10-15
	15-20
	20-25
	≥25



State and National Poverty



Sources:
 United States Census, 2014-2018 American Community Survey 5-Year Estimates
 United States Department of Agriculture: Food and Nutrition Service
 United States Department of Labor: Employment & Training Institution

Wisconsin Department of Administration
 Wisconsin Department of Health Services
 Wisconsin Department of Workforce Development