

FOODSHARE OVERVIEW

Waushara County

Waushara County Snapshot



FoodShare Recipients

2,573
 People
 (April 2020)

10.7%
 of the county
 population

Average Monthly Benefit
 Amount per Person: 2019

\$90.71

\$105.83 in Wisconsin
 \$129.96 for U.S. SNAP**

Average Monthly Benefits
 Distributed throughout
 Waushara County, 2019

\$212,887

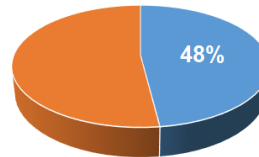
What is FoodShare?

- ↳ FoodShare is the name of the Supplemental Nutritional Assistance Program (SNAP) in Wisconsin.
- ↳ This federally funded program enables hundreds of thousands of low-income adults, children, and seniors throughout the state with funds to purchase groceries.
- ↳ FoodShare is the state's leading anti-hunger program.

Who Uses FoodShare in Wisconsin?*



42% of recipients are children.

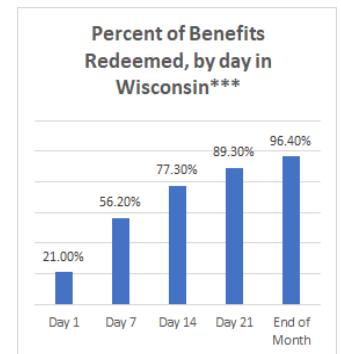
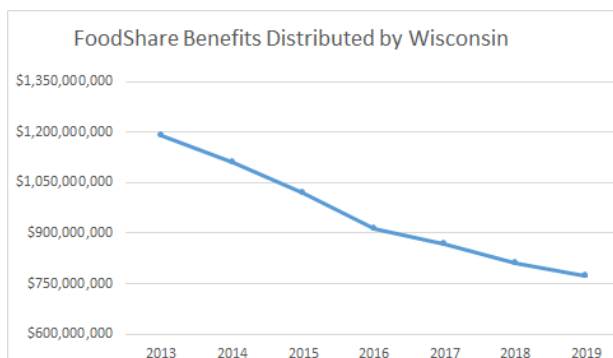


48% of families have at least one member who is elderly, blind or has disabilities.



40% of adult recipients are employed.

FoodShare Benefits Distributed and Redeemed in Wisconsin



* From Wisconsin Department of Health Services. April 2020. FoodShare Program at a Glance.

** Based on the average benefit amount per person in Fiscal Year 2018.

*** Cumulative percentages reported. Source: Department of Agriculture report, "Benefit Redemption Patterns in the Supplemental Nutrition Assistance Program". April 2011.

Median Individual Earnings

\$29,540

54th out of 72 counties



Unemployment

15.4%

6.9% above
the U.S. rate of 14.4%

Latest data available from April, 2020

Economic Impact



SNAP dollar

+



Grocer

=



Economic Growth

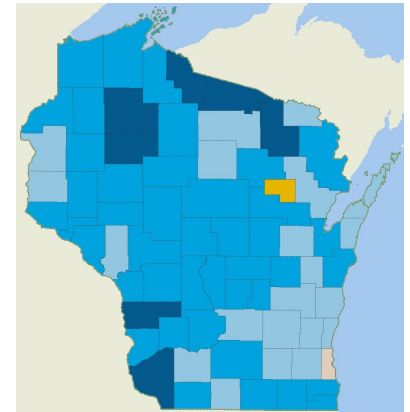
For every **\$1** in FoodShare benefits,
an additional **\$1.70** is used in the **local** economy.

Wisconsin Poverty by County

Percentage of Poverty

	<10
	10-15
	15-20
	20-25
	≥25

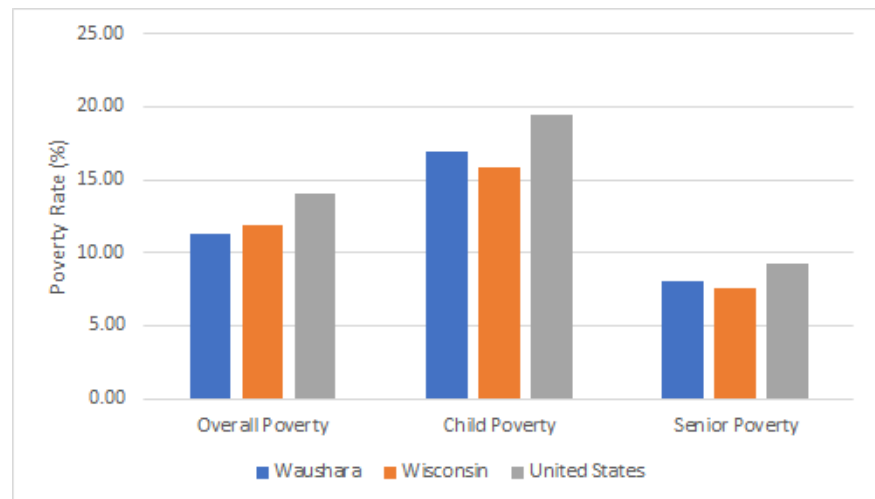
★ Waushara County: 11.3%



Waushara County Poverty

- ↪ Waushara has a moderate level of poverty (11.3%), ranking it 35th out of 72 counties.
- ↪ Waushara has a moderate level of child poverty (16.9%), ranking it 46th out of 72 counties.
- ↪ Waushara has a moderate level of senior poverty (8.1%), ranking it 44th out of 72 counties.

Child and Senior Poverty



Sources:

United States Census, 2013-2017 American Community Survey 5-Year Estimates
 United States Department of Agriculture: Food and Nutrition Service
 United States Department of Labor: Employment & Training Institution

Wisconsin Department of Administration
 Wisconsin Department of Health Services
 Wisconsin Department of Workforce Development