

FOODSHARE OVERVIEW

Winnebago County

Winnebago County Snapshot



FoodShare Recipients

15,568
 People
 (April 2020)

9.2%
 of the county
 population

Average Monthly Benefit
 Amount per Person: 2019

\$97.97

\$105.83 in Wisconsin
 \$129.96 for U.S. SNAP**

Average Monthly Benefits
 Distributed throughout
 Winnebago County, 2019

\$1,322,241

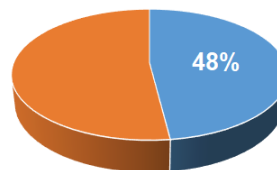
What is FoodShare?

- ↳ FoodShare is the name of the Supplemental Nutritional Assistance Program (SNAP) in Wisconsin.
- ↳ This federally funded program enables hundreds of thousands of low-income adults, children, and seniors throughout the state with funds to purchase groceries.
- ↳ FoodShare is the state's leading anti-hunger program.

Who Uses FoodShare in Wisconsin?*



42% of recipients are children.

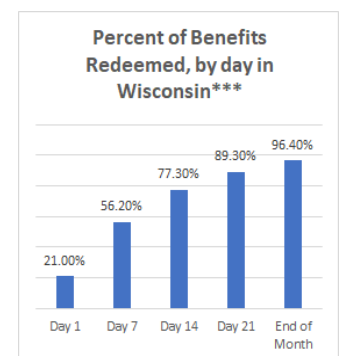
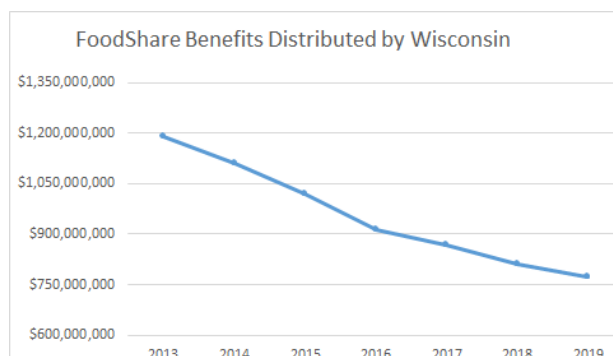


48% of families have at least one member who is elderly, blind or has disabilities.



40% of adult recipients are employed.

FoodShare Benefits Distributed and Redeemed in Wisconsin



* From Wisconsin Department of Health Services. April 2020. FoodShare Program at a Glance.

** Based on the average benefit amount per person in Fiscal Year 2019.

*** Cumulative percentages reported. Source: Department of Agriculture report, "Benefit Redemption Patterns in the Supplemental Nutrition Assistance Program". April 2011.

Median Individual Earnings

\$32,035

34th out of 72 counties



Unemployment

14.2%

1.4% below
the U.S. rate of 14.4%

Latest data available from April 2020

Economic Impact



Economic Growth

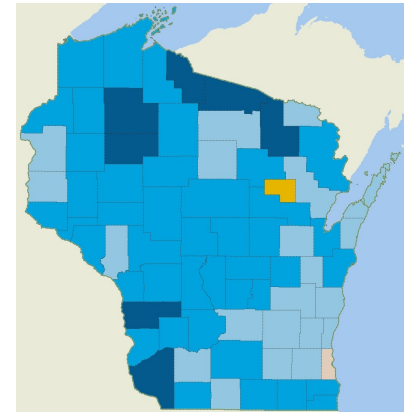
For every \$1 in FoodShare benefits,
an additional \$1.70 is used in the local economy.

Wisconsin Poverty by County

Percentage of Poverty

	<10
	10-15
	15-20
	20-25
	≥25

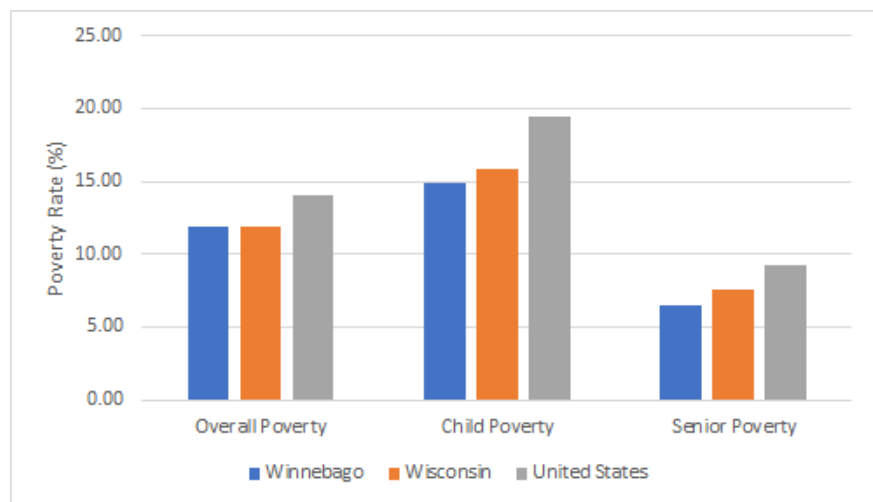
★ Winnebago County: 11.9%



Winnebago County Poverty

- ↳ Winnebago has a moderate level of poverty (11.9%), ranking it 42nd out of 72 counties.
- ↳ Winnebago has a moderate level of child poverty (14.9%), ranking it 36th out of 72 counties.
- ↳ Winnebago has a low level of senior poverty (6.5%), ranking it 16th out of 72 counties.

Child and Senior Poverty



Sources:
 United States Census, 2013-2017 American Community Survey 5-Year Estimates
 United States Department of Agriculture: Food and Nutrition Service
 United States Department of Labor: Employment & Training Institution

Wisconsin Department of Administration
 Wisconsin Department of Health Services
 Wisconsin Department of Workforce Development